

50m Pist. 60 – Wertung – Herren I

StartNr: 1

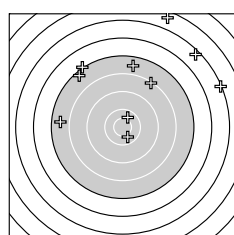
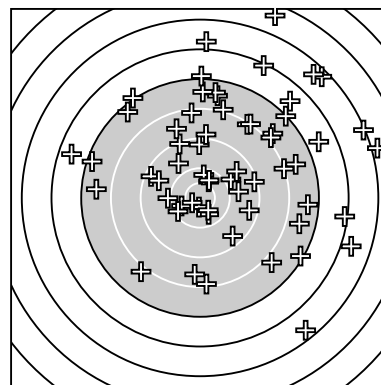
StandNr: 2

8. März 2020 11:40

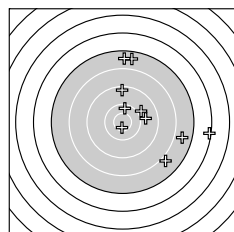
Vellmer, Alexander #35

5300 Lünér SV von 1332

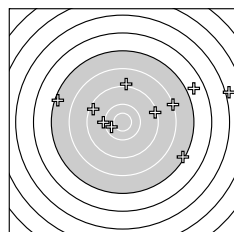
Ergebnis: **458** (483.8)
 Serien: 70 81 78 74 71 84
 Zähler: 10 11 9 17 5 6 2 0 0 0
 Innenzehner: 3
 weiteste: 16587 (3), 15496 (26), 14888 (6)
 beste Teiler 775.4 (11.) 783.0 (60.) 1241.1 (37.)
 Trefferlage 24.92 mm rechts, 28.28 mm hoch
 Streuwert 54.91, horizontal: 56.57, vertikal: 53.21



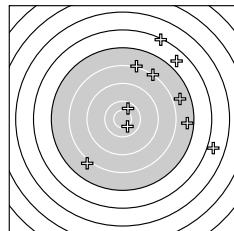
Serie 1:
 8.1 ↗ 5.3 ↗ 4.4 ↑ 10.4 ↘ 7.0 ↘
 5.1 → 7.6 ↑ 10.4 ↑ 7.3 ↘ 7.6 ←
 beste Teiler 1542.4 (8.) 1554.8 (4.) 7357.0 (1.)
 Trefferlage 16.72 mm rechts, 62.38 mm hoch
 Streuwert 62.00, horizontal: 72.25, vertikal: 49.68



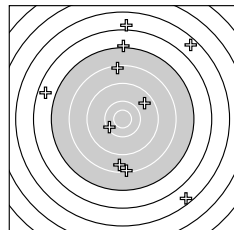
Serie 2:
 10.7 * 6.2 → 9.9 ↗ 9.8 → 7.5 ↑
 7.5 ↑ 9.3 ↑ 7.6 → 7.8 ↘ 10.2 ↑
 beste Teiler 775.4 (11.) 1958.0 (20.) 3019.7 (13.)
 Trefferlage 34.04 mm rechts, 16.32 mm hoch
 Streuwert 44.26, horizontal: 41.80, vertikal: 46.58



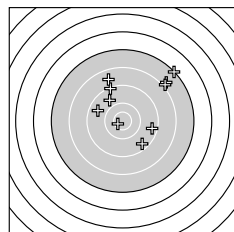
Serie 3:
 7.2 ↘ 10.0 ← 8.1 → 8.9 ↑ 6.6 →
 4.9 → 7.2 ← 10.3 ← 9.3 ↖ 9.2 →
 beste Teiler 1694.2 (28.) 2704.0 (22.) 4506.6 (29.)
 Trefferlage 28.01 mm rechts, 17.34 mm hoch
 Streuwert 56.70, horizontal: 74.20, vertikal: 30.39



Serie 4:
 6.6 ↗ 5.7 → 6.1 ↑ 10.4 ↑ 7.7 →
 7.4 → 10.5 * 8.0 ↑ 7.9 ↙ 8.1 ↗
 beste Teiler 1241.1 (37.) 1661.8 (34.) 7523.8 (40.)
 Trefferlage 45.42 mm rechts, 25.32 mm hoch
 Streuwert 53.87, horizontal: 51.20, vertikal: 56.41

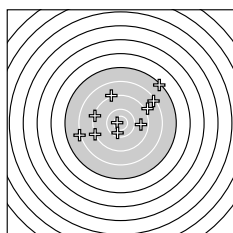
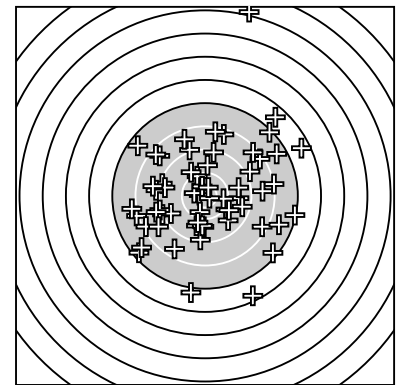


Serie 5:
 5.8 ↑ 9.5 ↗ 5.4 ↘ 5.4 ↗ 7.0 ↑
 6.5 ↖ 10.2 ↖ 8.2 ↑ 8.5 ↓ 8.2 ↓
 beste Teiler 2173.5 (47.) 3797.7 (42.) 6447.8 (49.)
 Trefferlage 8.84 mm rechts, 20.90 mm hoch
 Streuwert 71.66, horizontal: 57.10, vertikal: 83.73

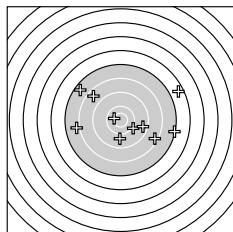


Serie 6:
 7.8 ↗ 7.9 ↗ 9.7 ↘ 9.4 ↘ 9.1 ↘
 9.6 ↖ 9.4 → 7.1 ↗ 8.6 ↑ 10.7 *
 beste Teiler 783.0 (60.) 3419.7 (53.) 3758.0 (56.)
 Trefferlage 16.52 mm rechts, 27.41 mm hoch
 Streuwert 37.17, horizontal: 40.13, vertikal: 33.95

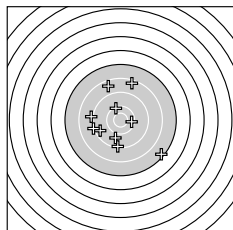
Ergebnis: **494** (521.5)
 Serien: 87 81 87 73 85 81
 Zähler: 9 19 18 9 4 0 0 0 1 0
 Innenzehner: 5
 weiteste: 20379 (32), 11931 (55), 11592 (13)
 beste Teiler 533.1 (41.) 630.3 (5.) 966.2 (47.)
 Trefferlage 2.69 mm rechts, 3.20 mm hoch
 Streuwert 48.66, horizontal: 48.96, vertikal: 48.35



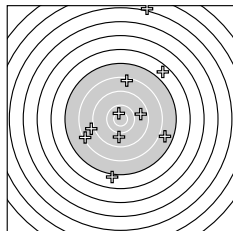
Serie 1:
 7.2 ↗ 8.9 ↗ 9.6 → 8.2 ↗ 10.7 *
 8.0 ← 9.1 ← 10.3 ↓ 9.1 ← 9.0 ↑
 beste Teiler 630.3 (5.) 1827.1 (8.) 3655.0 (3.)
 Trefferlage 1.92 mm rechts, 13.69 mm hoch
 Streuwert 41.43, horizontal: 49.42, vertikal: 31.48



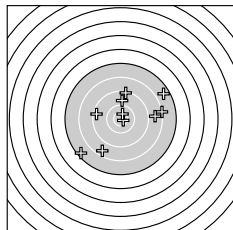
Serie 2:
 10.0 ↘ 7.1 → 6.4 ↗ 9.4 → 7.9 ←
 10.5 * 7.4 ↘ 9.7 ↓ 8.5 ↘ 8.3 ↘
 beste Teiler 1205.2 (16.) 2682.7 (11.) 3339.6 (18.)
 Trefferlage 11.15 mm rechts, 2.43 mm hoch
 Streuwert 52.39, horizontal: 65.68, vertikal: 34.28



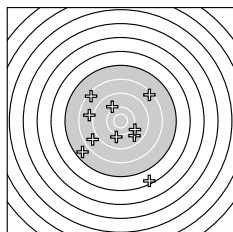
Serie 3:
 9.4 ← 8.9 ← 9.2 ↓ 7.2 ↘ 8.3 ↑
 10.1 ↘ 10.2 → 8.5 ↘ 9.0 ← 9.7 ↓
 beste Teiler 2005.4 (27.) 2284.9 (26.) 3335.4 (30.)
 Trefferlage 7.02 mm links, 2.33 mm tief
 Streuwert 40.17, horizontal: 37.80, vertikal: 42.40



Serie 4:
 9.8 ↓ 2.9 ↑ 8.3 ↑ 7.6 → 8.2 ←
 6.5 ↗ 6.9 ↓ 9.6 → 8.8 ← 10.6 *
 beste Teiler 1072.5 (40.) 3235.7 (31.) 3725.8 (38.)
 Trefferlage 11.22 mm rechts, 15.33 mm hoch
 Streuwert 68.69, horizontal: 49.01, vertikal: 83.87

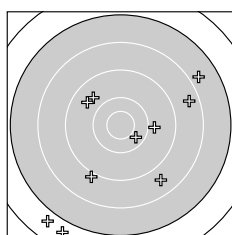
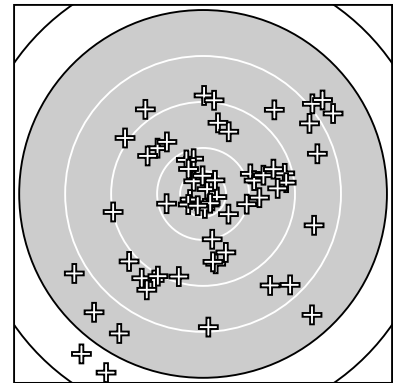


Serie 5:
 10.8 * 9.7 ↑ 9.3 ← 7.5 ↗ 7.3 ←
 8.0 → 10.6 * 8.6 → 8.4 ↓ 9.1 ↑
 beste Teiler 533.1 (41.) 966.2 (47.) 3315.5 (42.)
 Trefferlage 8.61 mm rechts, 4.03 mm hoch
 Streuwert 44.28, horizontal: 50.26, vertikal: 37.35



Serie 6:
 8.7 ← 7.5 ← 8.8 ← 9.9 ↘ 6.3 ↓
 8.3 ↘ 8.3 ↗ 9.6 ↘ 9.9 ↓ 9.9 ↘
 beste Teiler 2967.8 (54.) 2970.2 (59.) 2998.1 (60.)
 Trefferlage 9.69 mm links, 13.92 mm tief
 Streuwert 46.97, horizontal: 46.12, vertikal: 47.80

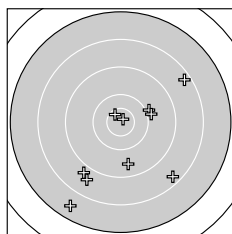
| | | | | | | |
|--------------|---|---------|----|----|----|-----------|
| Ergebnis: | 525 | (556.0) | | | | |
| Serien: | 80 | 86 | 87 | 87 | 90 | 95 |
| Zähler: | 17 | 21 | 14 | 6 | 2 | 0 0 0 0 0 |
| Innenzehner: | 10 | | | | | |
| weiteste: | 11056 (6), 10930 (2), 8852 (21) | | | | | |
| beste Teiler | 342.1 (17.) 637.6 (54.) 704.8 (56.) | | | | | |
| Trefferlage | 3.95 mm rechts, 6.18 mm tief | | | | | |
| Streuwert | 36.60, horizontal: 35.38, vertikal: 37.78 | | | | | |



Serie 1:

| | | | | |
|-------|-------|--------|-------|-------|
| 8.4 → | 6.7 ↙ | 8.9 ↙ | 9.8 → | 7.7 ↗ |
| 6.6 ↘ | 9.7 ↘ | 10.3 ↘ | 9.6 ↘ | 8.6 ↘ |

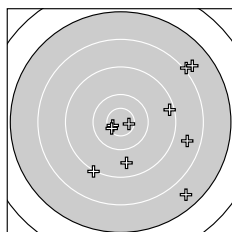
beste Teiler 1764.9 (8.) 3070.6 (4.) 3510.0 (7.)
 Trefferlage 1.34 mm rechts, 18.26 mm tief
 Streuwert 48.65, horizontal: 47.95, vertikal: 49.34



Serie 2:

| | | | | |
|-------|--------|-------|-------|-------|
| 9.5 ↓ | 10.6 * | 9.9 → | 9.9 → | 7.5 ↙ |
| 8.3 ↗ | 10.8 * | 8.8 ↙ | 8.6 ↙ | 8.3 ↘ |

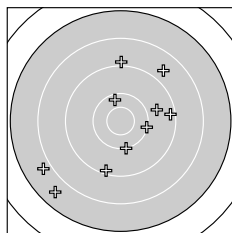
beste Teiler 342.1 (17.) 856.0 (12.) 2792.9 (13.)
 Trefferlage 5.31 mm rechts, 19.53 mm tief
 Streuwert 35.97, horizontal: 34.87, vertikal: 37.05



Serie 3:

| | | | | |
|--------|--------|--------|-------|-------|
| 7.5 ↘ | 10.7 * | 9.2 → | 8.6 → | 9.6 ↓ |
| 10.6 * | 8.0 ↗ | 10.7 * | 7.8 ↗ | 9.0 ↙ |

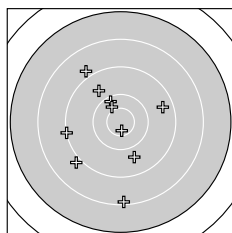
beste Teiler 770.5 (28.) 771.8 (22.) 991.4 (26.)
 Trefferlage 26.16 mm rechts, 6.37 mm tief
 Streuwert 36.21, horizontal: 34.71, vertikal: 37.65



Serie 4:

| | | | | |
|--------|-------|-------|--------|--------|
| 8.7 ↗ | 9.2 → | 9.2 ↓ | 10.1 → | 10.2 ↑ |
| 10.0 ↓ | 7.6 ↙ | 7.8 ↙ | 9.7 → | 8.9 ↑ |

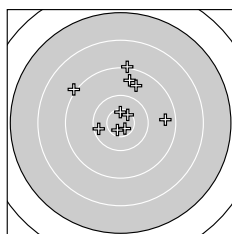
beste Teiler 1983.7 (35.) 2437.7 (34.) 2516.5 (36.)
 Trefferlage 0.16 mm links, 4.80 mm tief
 Streuwert 39.25, horizontal: 39.20, vertikal: 39.31



Serie 5:

| | | | | |
|-------|-------|--------|-------|--------|
| 9.7 ↓ | 8.9 ↙ | 10.7 * | 8.2 ↓ | 10.2 ↖ |
| 9.7 ↘ | 9.4 → | 8.8 ↘ | 9.1 ← | 10.4 ↖ |

beste Teiler 794.1 (43.) 1569.3 (50.) 2059.0 (45.)
 Trefferlage 10.26 mm links, 3.88 mm tief
 Streuwert 31.03, horizontal: 26.03, vertikal: 35.33



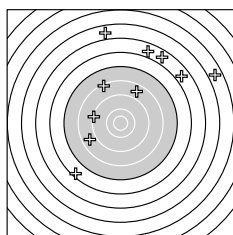
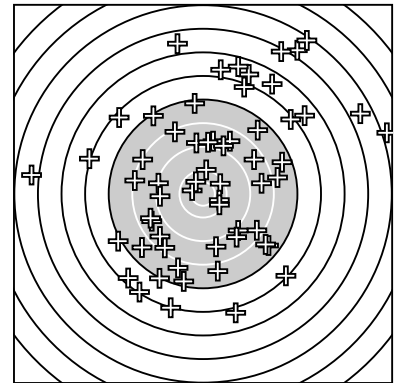
Serie 6:

| | | | | |
|--------|--------|-------|--------|--------|
| 10.6 * | 10.6 * | 9.0 ↘ | 10.7 * | 9.0 ↑ |
| 10.7 * | 9.5 ↑ | 9.6 ↑ | 9.4 → | 10.2 ← |

beste Teiler 637.6 (54.) 704.8 (56.) 982.1 (52.)
 Trefferlage 1.35 mm rechts, 15.72 mm hoch
 Streuwert 21.24, horizontal: 21.56, vertikal: 20.92

Meyton Elektronik

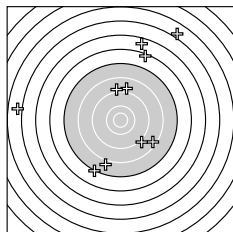
| | | | | | | | |
|--------------|---|---------|----|----|----|----|---|
| Ergebnis: | 412 | (439.6) | | | | | |
| Serien: | 61 | 63 | 75 | 76 | 67 | 70 | |
| Zähler: | 6 | 2 | 18 | 12 | 9 | 6 | 2 |
| Innenzehner: | 2 | | | | | | |
| weiteste: | 20527 (42), 19636 (25), 18713 (3) | | | | | | |
| beste Teiler | 1213.5 (26.) 1494.6 (37.) 1841.9 (31.) | | | | | | |
| Trefferlage | 9.35 mm rechts, 17.56 mm hoch | | | | | | |
| Streuwert | 73.09, horizontal: 69.17, vertikal: 76.82 | | | | | | |



Serie 1:

| | | | | |
|-------|-------|-------|-------|-------|
| 8.6 ↗ | 9.1 ← | 3.6 ↘ | 5.6 ↗ | 6.3 ↘ |
| 8.2 ↘ | 5.6 ↗ | 8.6 ↖ | 5.6 ↘ | 4.6 ↗ |

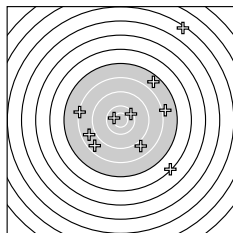
beste Teiler 4865.0 (2.) 6158.2 (8.) 6270.1 (1.)
 Trefferlage 18.63 mm rechts, 58.51 mm hoch
 Streuwert 77.71, horizontal: 79.95, vertikal: 75.39



Serie 2:

| | | | | |
|-------|-------|-------|-------|-------|
| 6.2 ↗ | 8.8 ↑ | 8.3 ↘ | 5.5 ↑ | 7.0 ↘ |
| 3.8 ↗ | 7.8 ↓ | 8.9 ↑ | 8.9 ↘ | 3.7 ← |

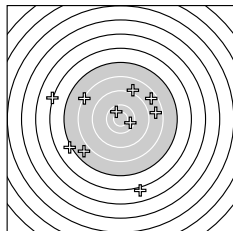
beste Teiler 5370.1 (19.) 5444.9 (18.) 5686.4 (12.)
 Trefferlage 2.38 mm rechts, 28.51 mm hoch
 Streuwert 82.84, horizontal: 77.37, vertikal: 87.98



Serie 3:

| | | | | |
|--------|-------|--------|-------|-------|
| 8.6 ↖ | 8.1 ← | 10.2 ↘ | 8.7 ↘ | 3.2 ↗ |
| 10.5 * | 6.1 ↘ | 7.8 → | 8.5 ↖ | 7.5 ↗ |

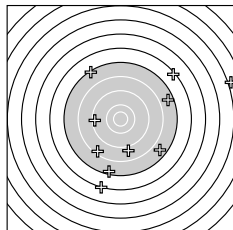
beste Teiler 1213.5 (26.) 2116.8 (23.) 5797.7 (24.)
 Trefferlage 20.31 mm rechts, 7.28 mm hoch
 Streuwert 67.03, horizontal: 64.47, vertikal: 69.49



Serie 4:

| | | | | |
|--------|--------|-------|-------|-------|
| 10.3 ↘ | 6.0 ← | 8.5 → | 6.9 ↖ | 7.6 ↖ |
| 8.1 ↘ | 10.4 * | 8.8 ↑ | 8.5 ↘ | 5.8 ↓ |

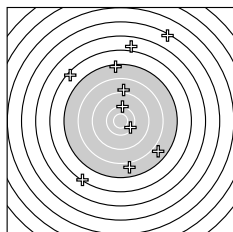
beste Teiler 1494.6 (37.) 1841.9 (31.) 5533.2 (38.)
 Trefferlage 15.73 mm links, 5.42 mm tief
 Streuwert 60.32, horizontal: 64.29, vertikal: 56.06



Serie 5:

| | | | | |
|-------|-------|-------|-------|-------|
| 6.2 ↗ | 2.9 → | 6.0 ↓ | 7.5 ↘ | 8.8 ↓ |
| 8.3 ↖ | 9.2 ← | 7.3 ↓ | 7.1 ↘ | 7.5 → |


beste Teiler 4569.6 (47.) 5761.9 (45.) 7006.0 (46.)
 Trefferlage 26.09 mm rechts, 12.36 mm tief
 Streuwert 77.92, horizontal: 81.56, vertikal: 74.09



Serie 6:

| | | | | |
|--------|--------|-------|-------|-------|
| 6.3 ↘ | 7.2 ↑ | 8.9 ↑ | 4.2 ↗ | 5.7 ↑ |
| 10.2 ↘ | 10.0 ↑ | 7.7 ↓ | 7.7 ↘ | 6.1 ↖ |

beste Teiler 2080.6 (56.) 2568.4 (57.) 5499.5 (53.)
 Trefferlage 4.41 mm rechts, 28.86 mm hoch
 Streuwert 73.09, horizontal: 52.20, vertikal: 89.22



Ergebnis: **515** (542.0)

Serien: 87 87 86 80 87 88

Zähler: 14 19 17 9 0 1 0 0 0 0

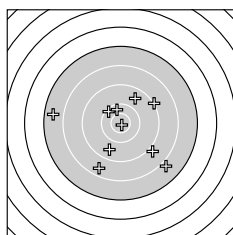
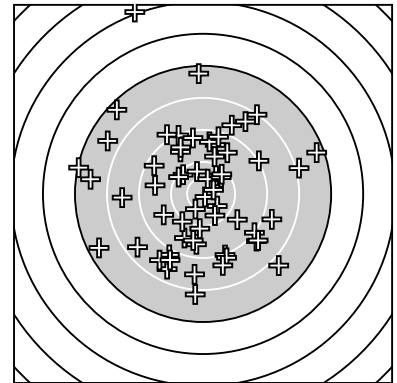
Innenzehner: 5

weiteste: 15167 (36), 9928 (31), 9439 (17)

beste Teiler 280.7 (5.) 873.7 (45.) 1208.4 (37.)

Trefferlage 4.12 mm links, 2.34 mm hoch

Streuwert 40.84, horizontal: 38.17, vertikal: 43.34



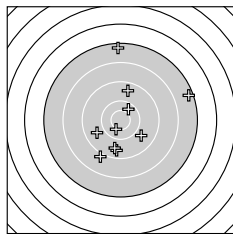
Serie 1:

| | | | | |
|--------|-------|--------|-------|--------|
| 10.2 ↘ | 7.8 ↘ | 8.8 ↘ | 7.5 ← | 10.8 * |
| 9.6 ↓ | 8.5 ↓ | 10.3 ↑ | 9.6 ↗ | 9.0 ↗ |

beste Teiler 280.7 (5.) 1810.6 (8.) 2162.7 (1.)

Trefferlage 1.40 mm rechts, 8.62 mm tief

Streuwert 38.86, horizontal: 42.75, vertikal: 34.54



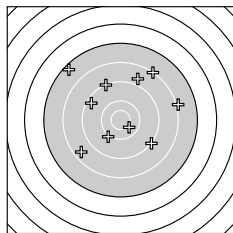
Serie 2:

| | | | | |
|--------|-------|--------|-------|-------|
| 9.5 ↓ | 9.7 ↙ | 10.3 ↗ | 9.7 ↘ | 9.5 ↑ |
| 10.5 * | 7.3 → | 9.6 ↓ | 8.9 ↓ | 7.3 ↑ |

beste Teiler 1329.1 (16.) 1744.8 (13.) 3345.2 (14.)

Trefferlage 5.57 mm rechts, 0.71 mm hoch

Streuwert 39.23, horizontal: 33.73, vertikal: 44.05



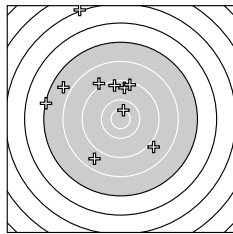
Serie 3:

| | | | | |
|--------|--------|-------|-------|-------|
| 10.0 ↙ | 9.1 ↘ | 8.4 ↙ | 9.3 ↘ | 8.0 → |
| 8.7 ↑ | 10.4 * | 7.3 ↘ | 9.1 ↘ | 8.1 ↗ |

beste Teiler 1454.7 (27.) 2705.4 (21.) 4407.2 (24.)

Trefferlage 0.14 mm links, 16.60 mm hoch

Streuwert 43.01, horizontal: 45.78, vertikal: 40.05



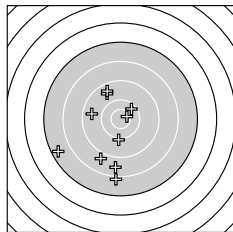
Serie 4:

| | | | | |
|-------|--------|-------|-------|-------|
| 7.1 ← | 7.7 ↘ | 9.4 ↑ | 8.9 ↘ | 8.8 ↘ |
| 5.0 ↘ | 10.5 * | 9.2 ↑ | 8.6 ↙ | 9.3 ↑ |

beste Teiler 1208.4 (37.) 4092.9 (33.) 4438.0 (40.)

Trefferlage 23.14 mm links, 30.25 mm hoch

Streuwert 47.99, horizontal: 42.83, vertikal: 52.65



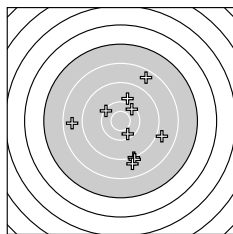
Serie 5:

| | | | | |
|-------|-------|-------|--------|--------|
| 9.5 ← | 9.6 ↘ | 7.4 ↙ | 10.3 ↗ | 10.6 * |
| 9.4 ↘ | 7.9 ↓ | 8.5 ↓ | 8.8 ↙ | 10.0 ↓ |

beste Teiler 873.7 (45.) 1924.0 (44.) 2721.8 (50.)

Trefferlage 17.27 mm links, 17.00 mm tief

Streuwert 34.70, horizontal: 27.20, vertikal: 40.84




Serie 6:

| | | | | |
|--------|-------|-------|--------|--------|
| 9.0 ↓ | 8.9 ↓ | 8.7 ↓ | 10.1 ↘ | 10.3 ↓ |
| 10.2 ↗ | 9.8 ↑ | 8.8 ↘ | 8.4 ↗ | 8.5 ← |

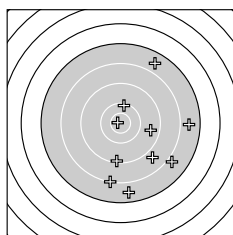
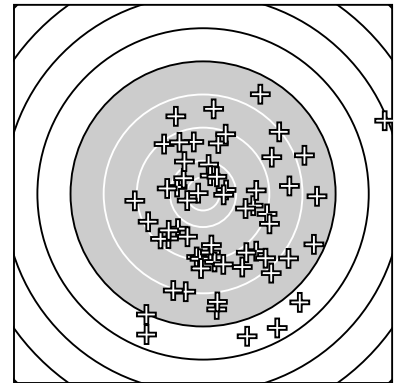
beste Teiler 1923.5 (55.) 2115.6 (56.) 2319.4 (54.)

Trefferlage 8.82 mm rechts, 7.88 mm tief

Streuwert 34.31, horizontal: 31.27, vertikal: 37.10

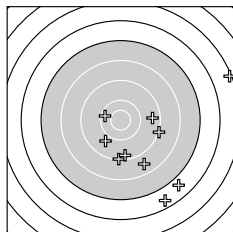


| | | | | | | |
|--------------|---|---------|----|----|----|-----------|
| Ergebnis: | 502 | (529.1) | | | | |
| Serien: | 82 | 80 | 82 | 86 | 89 | 83 |
| Zähler: | 10 | 22 | 14 | 9 | 4 | 1 0 0 0 0 |
| Innenzehner: | 3 | | | | | |
| weiteste: | 14776 (13), 11556 (11), 11434 (23) | | | | | |
| beste Teiler | 371.7 (10.) 1295.3 (34.) 1477.6 (24.) | | | | | |
| Trefferlage | 14.67 mm rechts, 17.70 mm tief | | | | | |
| Streuwert | 42.12, horizontal: 38.17, vertikal: 45.73 | | | | | |



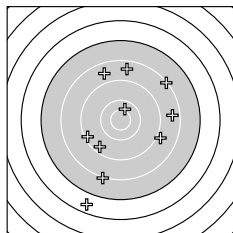
Serie 1:

| | | | | |
|--------------|---|-------|-------|--------|
| 8.1 ↓ | 7.6 → | 7.8 ↘ | 9.2 ↓ | 7.6 ↓ |
| 10.1 ↑ | 8.7 ↘ | 9.5 → | 7.6 ↗ | 10.8 * |
| beste Teiler | 371.7 (10.) 2256.2 (6.) 3884.3 (8.) | | | |
| Trefferlage | 26.45 mm rechts, 21.29 mm tief | | | |
| Streuwert | 41.51, horizontal: 32.98, vertikal: 48.56 | | | |



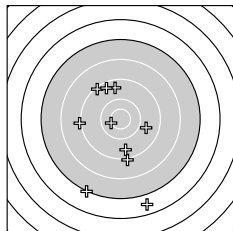
Serie 2:

| | | | | |
|--------------|---|-------|-------|-------|
| 6.4 ↘ | 10.2 ← | 5.2 ↗ | 8.6 ↘ | 9.0 → |
| 6.7 ↘ | 9.1 ↓ | 9.8 ↙ | 9.3 ↓ | 9.5 → |
| beste Teiler | 2028.1 (12.) 3233.3 (18.) 4020.8 (20.) | | | |
| Trefferlage | 34.87 mm rechts, 30.94 mm tief | | | |
| Streuwert | 46.79, horizontal: 47.92, vertikal: 45.63 | | | |



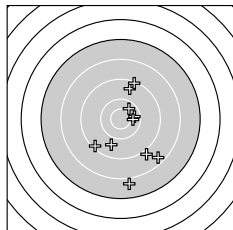
Serie 3:

| | | | | |
|--------------|---|-------|--------|-------|
| 8.6 ↖ | 8.1 ↗ | 6.5 ↓ | 10.4 * | 8.4 → |
| 9.4 ↙ | 8.9 ↘ | 9.2 ↖ | 8.0 ↓ | 8.5 ↑ |
| beste Teiler | 1477.6 (24.) 4259.7 (26.) 4643.0 (28.) | | | |
| Trefferlage | 3.28 mm rechts, 6.68 mm tief | | | |
| Streuwert | 49.07, horizontal: 41.07, vertikal: 55.94 | | | |



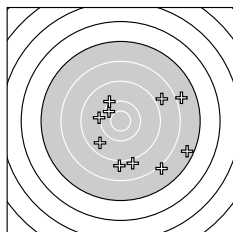
Serie 4:

| | | | | |
|--------------|---|-------|--------|-------|
| 9.5 ↑ | 9.2 ↘ | 6.6 ↓ | 10.5 * | 7.0 ↙ |
| 9.7 → | 9.0 ↓ | 9.5 ↓ | 9.0 ← | 9.3 ↘ |
| beste Teiler | 1295.3 (34.) 3391.0 (36.) 3907.9 (38.) | | | |
| Trefferlage | 8.00 mm links, 19.36 mm tief | | | |
| Streuwert | 42.35, horizontal: 28.79, vertikal: 52.51 | | | |



Serie 5:

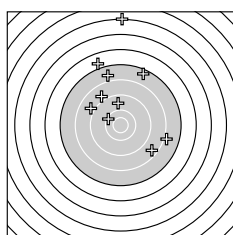
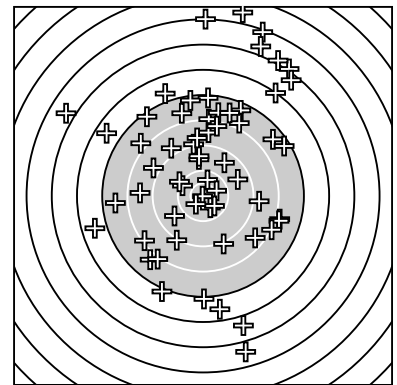
| | | | | |
|--------------|---|-------|--------|--------|
| 9.5 ↑ | 9.7 ↓ | 8.4 ↘ | 10.3 → | 10.4 ↗ |
| 10.4 → | 7.8 ↓ | 9.1 ↑ | 8.9 ↘ | 9.2 ↙ |
| beste Teiler | 1556.4 (46.) 1663.4 (45.) 1763.5 (44.) | | | |
| Trefferlage | 11.87 mm rechts, 14.20 mm tief | | | |
| Streuwert | 32.51, horizontal: 21.70, vertikal: 40.53 | | | |



Serie 6:

| | | | | |
|--------------|---|-------|--------|-------|
| 7.8 → | 10.3 ↘ | 7.9 ↘ | 9.6 ↙ | 9.9 ↖ |
| 8.9 ↓ | 8.8 ↓ | 8.7 ↗ | 10.0 ← | 7.4 → |
| beste Teiler | 1881.9 (52.) 2737.1 (59.) 2816.9 (55.) | | | |
| Trefferlage | 19.54 mm rechts, 13.74 mm tief | | | |
| Streuwert | 39.89, horizontal: 42.70, vertikal: 36.88 | | | |

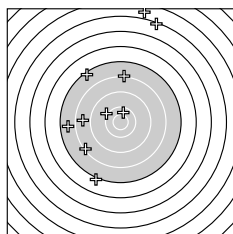
| | | | | | | | | | | |
|--------------|---|---------|----|----|----|----|---|---|---|---|
| Ergebnis: | 438 | (465.8) | | | | | | | | |
| Serien: | 74 | 71 | 72 | 73 | 69 | 79 | | | | |
| Zähler: | 8 | 8 | 12 | 16 | 6 | 3 | 6 | 1 | 0 | 0 |
| Innenzehner: | 5 | | | | | | | | | |
| weiteste: | 18600 (16), 17527 (5), 17284 (11) | | | | | | | | | |
| beste Teiler | 58.8 (45.) 1077.7 (53.) 1366.1 (33.) | | | | | | | | | |
| Trefferlage | 3.78 mm rechts, 28.58 mm hoch | | | | | | | | | |
| Streuwert | 63.71, horizontal: 50.67, vertikal: 74.50 | | | | | | | | | |



Serie 1:

| | | | | |
|-------|--------|-------|-------|-------|
| 6.7 ↖ | 7.7 ↖ | 7.9 → | 9.6 ↑ | 4.1 ↑ |
| 7.4 ↗ | 10.1 ↘ | 8.8 ↘ | 8.4 ↘ | 8.8 ↘ |

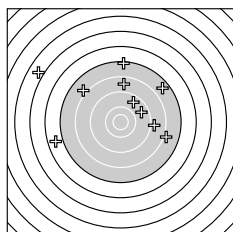
beste Teiler 2275.8 (7.) 3646.4 (4.) 5645.5 (8.)
 Trefferlage 0.36 mm rechts, 50.02 mm hoch
 Streuwert 53.81, horizontal: 41.55, vertikal: 63.75



Serie 2:

| | | | | |
|-------|--------|-------|-------|--------|
| 4.1 ↗ | 10.0 ↘ | 7.6 ← | 8.0 ↑ | 8.1 ↙ |
| 3.6 ↑ | 6.9 ↓ | 7.2 ↘ | 8.6 ← | 10.4 ↑ |

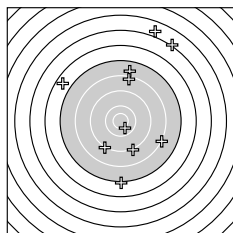
beste Teiler 1641.7 (20.) 2730.6 (12.) 6254.1 (19.)
 Trefferlage 21.86 mm links, 38.54 mm hoch
 Streuwert 70.09, horizontal: 47.67, vertikal: 86.90



Serie 3:

| | | | | |
|-------|-------|-------|-------|-------|
| 9.5 → | 8.8 → | 7.5 ↗ | 7.8 ↘ | 7.2 ↑ |
| 8.5 ↑ | 9.5 ↗ | 6.6 ← | 7.9 → | 4.7 ↘ |

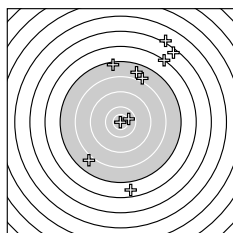
beste Teiler 3811.0 (21.) 3908.3 (27.) 5582.2 (22.)
 Trefferlage 3.87 mm links, 33.73 mm hoch
 Streuwert 60.76, horizontal: 73.68, vertikal: 44.23



Serie 4:

| | | | | |
|-------|-------|--------|-------|-------|
| 5.0 ↗ | 7.7 ↑ | 10.5 * | 8.2 ↑ | 6.5 ↘ |
| 7.0 ↓ | 4.7 ↑ | 9.0 ↓ | 8.0 → | 9.0 ↙ |

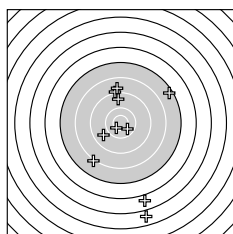
beste Teiler 1366.1 (33.) 5107.9 (40.) 5179.1 (38.)
 Trefferlage 14.61 mm rechts, 24.89 mm hoch
 Streuwert 69.38, horizontal: 51.35, vertikal: 83.61



Serie 5:

| | | | | |
|-------|--------|-------|-------|--------|
| 5.3 ↗ | 6.5 ↓ | 7.8 ↗ | 6.1 ↗ | 10.9 * |
| 4.9 ↗ | 10.4 * | 7.2 ↑ | 7.8 ↙ | 7.6 ↑ |


beste Teiler 58.8 (45.) 1434.1 (47.) 8062.3 (43.)
 Trefferlage 26.03 mm rechts, 42.93 mm hoch
 Streuwert 65.68, horizontal: 43.33, vertikal: 82.15



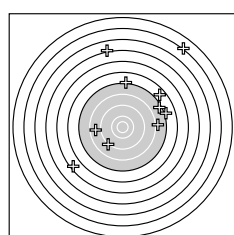
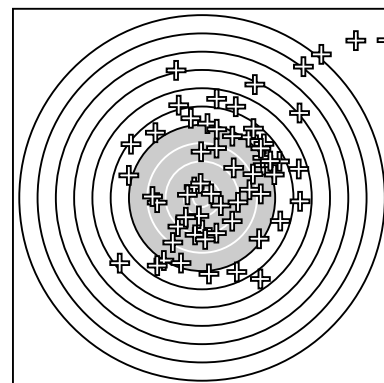
Serie 6:

| | | | | |
|-------|--------|--------|-------|-------|
| 7.3 ↗ | 10.4 * | 10.6 * | 9.7 ↙ | 9.0 ↑ |
| 9.5 ↑ | 8.8 ↑ | 5.7 ↓ | 8.0 ↙ | 4.7 ↓ |

beste Teiler 1077.7 (53.) 1502.1 (52.) 3459.2 (54.)
 Trefferlage 7.42 mm rechts, 18.61 mm tief
 Streuwert 59.53, horizontal: 37.17, vertikal: 75.54



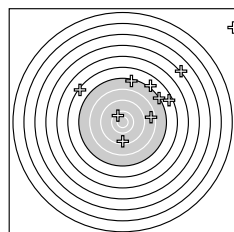
| | | | | | | | | | | |
|--------------|---|---------|----|----|----|----|---|---|---|---|
| Ergebnis: | 396 | (419.7) | | | | | | | | |
| Serien: | 60 | 63 | 63 | 56 | 85 | 69 | | | | |
| Zähler: | 6 | 7 | 9 | 9 | 15 | 7 | 2 | 1 | 1 | 0 |
| Innenzehner: | 1 | | | | | | | | | |
| weiteste: | 33254 (16), 30090 (33), 25527 (27) | | | | | | | | | |
| beste Teiler | 1377.6 (43.) 1840.6 (18.) 1981.8 (21.) | | | | | | | | | |
| Trefferlage | 33.60 mm rechts, 31.85 mm hoch | | | | | | | | | |
| Streuwert | 78.88, horizontal: 74.02, vertikal: 83.46 | | | | | | | | | |



Serie 1:

| | | | | |
|-------|-------|-------|-------|-------|
| 5.3 ↙ | 6.6 ↗ | 8.6 ← | 6.9 → | 7.8 → |
| 7.0 ↑ | 2.0 ↗ | 9.0 ↙ | 3.9 ↑ | 7.3 ↗ |

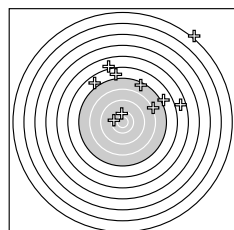
beste Teiler 5123.8 (8.) 6179.6 (3.) 8056.5 (5.)
 Trefferlage 25.08 mm rechts, 47.69 mm hoch
 Streuwert 85.14, horizontal: 83.11, vertikal: 87.12



Serie 2:

| | | | | |
|-------|-------|--------|-------|-------|
| 6.2 ↘ | 4.0 ↗ | 8.4 → | 7.2 ↑ | 7.1 ↗ |
| 0.0 ↗ | 9.3 ↓ | 10.3 ↘ | 6.4 → | 6.9 ↗ |

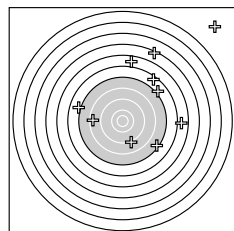
beste Teiler 1840.6 (18.) 4375.1 (17.) 6576.0 (13.)
 Trefferlage 61.61 mm rechts, 66.94 mm hoch
 Streuwert 83.09, horizontal: 94.38, vertikal: 69.99



Serie 3:

| | | | | |
|--------|-------|-------|--------|-------|
| 10.2 ↑ | 6.8 ↗ | 8.0 ↗ | 10.2 ← | 6.7 ↘ |
| 5.8 ↑ | 0.0 ↗ | 5.5 → | 6.7 ↑ | 7.3 ↑ |

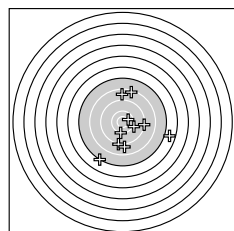
beste Teiler 1981.8 (21.) 2043.1 (24.) 7682.6 (23.)
 Trefferlage 36.66 mm rechts, 75.22 mm hoch
 Streuwert 67.59, horizontal: 75.77, vertikal: 58.28



Serie 4:

| | | | | |
|-------|-------|-------|-------|-------|
| 5.6 ↑ | 6.3 ↗ | 0.0 ↗ | 6.9 ↗ | 4.2 ↑ |
| 8.4 ← | 6.9 ← | 9.0 ↓ | 7.2 ↘ | 5.7 → |

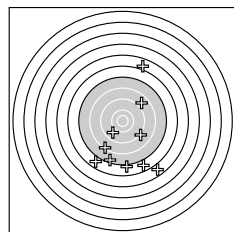
beste Teiler 5195.4 (38.) 6779.6 (36.) 9590.5 (39.)
 Trefferlage 51.69 mm rechts, 59.25 mm hoch
 Streuwert 90.43, horizontal: 90.44, vertikal: 90.42



Serie 5:

| | | | | |
|--------|--------|--------|-------|-------|
| 10.1 ↓ | 10.0 → | 10.5 * | 8.5 ↑ | 7.1 ↙ |
| 8.2 ↑ | 6.6 → | 9.0 ↓ | 9.1 → | 8.8 ↓ |

beste Teiler 1377.6 (43.) 2500.4 (41.) 2775.2 (42.)
 Trefferlage 15.10 mm rechts, 12.86 mm tief
 Streuwert 45.65, horizontal: 41.69, vertikal: 49.29



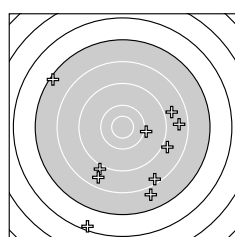
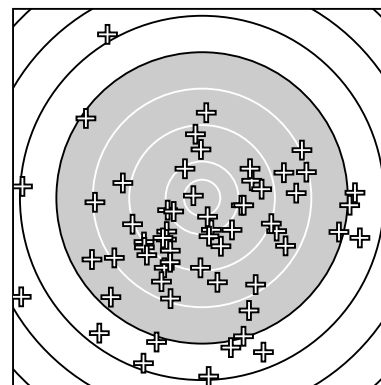
Serie 6:

| | | | | |
|-------|-------|-------|-------|-------|
| 6.6 ↓ | 8.1 ↙ | 8.7 ↗ | 9.0 ↘ | 5.7 ↑ |
| 5.6 ↓ | 9.7 ↙ | 6.6 ↙ | 7.3 ↓ | 6.9 ↓ |

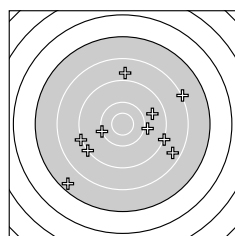
beste Teiler 3451.4 (57.) 5208.0 (54.) 5967.1 (53.)
 Trefferlage 11.50 mm rechts, 45.10 mm tief
 Streuwert 63.24, horizontal: 46.87, vertikal: 76.16

Meyton Elektronik

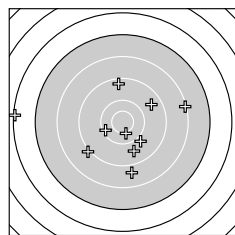
Ergebnis: **483** (507.9)
 Serien: 78 86 87 77 77 78
 Zähler: 8 18 16 7 9 2 0 0 0 0
 Innenzehner: 2
 weiteste: 14149 (41), 12967 (33), 12353 (26)
 beste Teiler 615.8 (56.) 1345.7 (22.) 2159.0 (29.)
 Trefferlage 1.21 mm links, 24.49 mm tief
 Streuwert 48.86, horizontal: 52.38, vertikal: 45.07



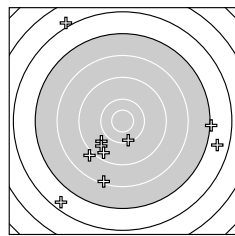
Serie 1:
 8.5 → 7.7 ↓ 10.0 → 8.9 ↓ 8.8 →
 6.2 ↓ 8.5 ↓ 8.7 → 8.3 ↓ 7.2 ↗
 beste Teiler 2738.7 (3.) 5451.8 (4.) 5601.7 (5.)
 Trefferlage 9.41 mm rechts, 30.81 mm tief
 Streuwert 49.39, horizontal: 49.00, vertikal: 49.78



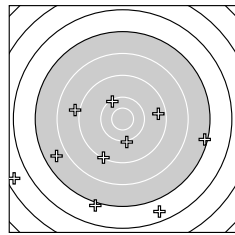
Serie 2:
 8.4 ↘ 9.0 → 8.0 ↗ 7.4 ↓ 9.1 ↖
 9.6 → 9.9 → 8.7 ↑ 10.0 ← 9.0 ←
 beste Teiler 2507.8 (19.) 2903.8 (17.) 3604.6 (16.)
 Trefferlage 6.50 mm rechts, 7.72 mm tief
 Streuwert 41.87, horizontal: 47.31, vertikal: 35.60



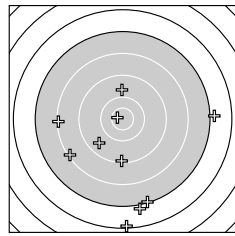
Serie 3:
 9.5 ↗ 10.5 * 8.7 ↓ 9.9 ↘ 9.0 ↖
 6.1 ← 8.1 → 9.3 ↑ 10.2 ← 9.6 ↓
 beste Teiler 1345.7 (22.) 2159.0 (29.) 3006.8 (24.)
 Trefferlage 3.45 mm links, 7.98 mm tief
 Streuwert 42.40, horizontal: 51.61, vertikal: 30.54



Serie 4:
 9.7 ↖ 8.2 ↓ 5.9 ↖ 6.6 → 8.9 ↖
 10.1 ↓ 7.0 → 9.6 ↖ 6.4 ↖ 9.4 ↖
 beste Teiler 2279.9 (36.) 3349.1 (31.) 3759.4 (38.)
 Trefferlage 4.94 mm links, 23.10 mm tief
 Streuwert 58.05, horizontal: 61.96, vertikal: 53.86

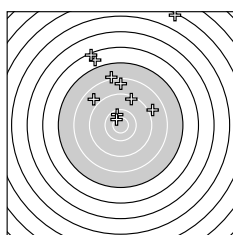
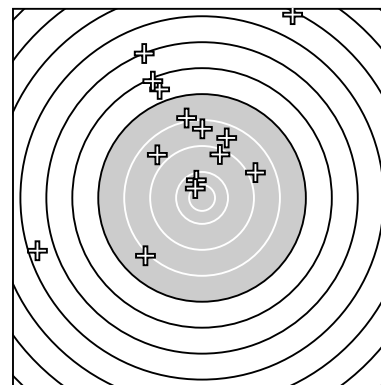


Serie 5:
 5.4 ↖ 7.2 → 6.5 ↓ 8.8 ← 7.6 ↖
 9.4 → 10.0 ↓ 9.1 ↓ 10.1 ↖ 6.9 ↓
 beste Teiler 2320.8 (49.) 2671.1 (47.) 4130.6 (46.)
 Trefferlage 13.72 mm links, 37.23 mm tief
 Streuwert 54.42, horizontal: 63.32, vertikal: 43.76

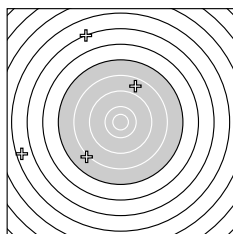


Serie 6:
 6.9 → 6.9 ↓ 9.1 ↓ 9.5 ↖ 8.1 ←
 10.7 * 8.1 ↖ 6.2 ↓ 7.1 ↓ 9.7 ↑
 beste Teiler 615.8 (56.) 3326.8 (60.) 3841.9 (54.)
 Trefferlage 1.07 mm links, 40.14 mm tief
 Streuwert 50.75, horizontal: 49.46, vertikal: 52.02

Ergebnis: **99** (105.9)
 Serien: 75 24
 Zähler: 2 1 4 2 2 1 1 1 0 0
 Innenzehner: 1
 weiteste: 19691 (8), 16653 (13), 14984 (14)
 beste Teiler 1114.3 (6.) 1788.9 (2.) 4525.3 (7.)
 Trefferlage 17.66 mm links, 54.37 mm hoch
 Streuwert 62.19, horizontal: 58.20, vertikal: 65.94



Serie 1:
 8.4 ↑ 10.3 ↘ 8.8 ↗ 7.9 ↑ 6.6 ↖
 10.5 * 9.3 ↗ 3.2 ↗ 8.7 ↘ 6.2 ↖
 beste Teiler 1114.3 (6.) 1788.9 (2.) 4525.3 (7.)
 Trefferlage 0.22 mm links, 67.09 mm hoch
 Streuwert 47.81, horizontal: 42.97, vertikal: 52.21



Serie 2:
 7.9 ↘ 8.6 ↗ 4.4 ← 5.1 ↖
 beste Teiler 6243.9 (12.) 7794.1 (11.) 14984.5 (14.)
 Trefferlage 61.26 mm links, 22.56 mm hoch
 Streuwert 84.76, horizontal: 74.77, vertikal: 93.70

Unterschrift des Schützen

Ergebnis: **457** (484.6)

Serien: 79 79 69 79 77 74

Zähler: 7 14 10 15 10 1 2 1 0 0

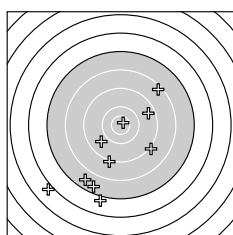
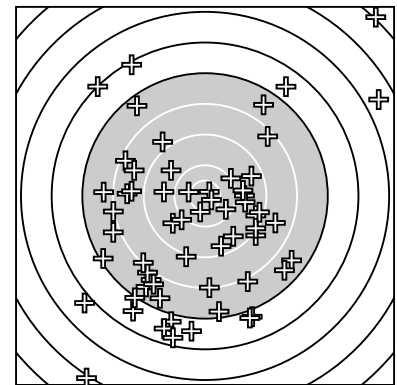
Innenzehner: 4

weiteste: 20143 (59), 17709 (25), 16182 (52)

beste Teiler 478.0 (8.) 612.6 (38.) 1362.1 (20.)

Trefferlage 7.80 mm links, 22.34 mm tief

Streuwert 57.96, horizontal: 54.31, vertikal: 61.40



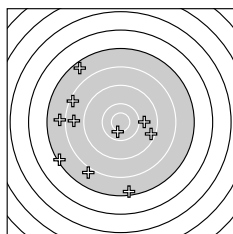
Serie 1:

| | | | | |
|-------|-------|--------|-------|-------|
| 9.0 ↓ | 9.4 → | 9.0 ↘ | 6.8 ↓ | 5.8 ↙ |
| 7.5 ↙ | 9.7 ↙ | 10.8 * | 7.4 ↓ | 8.2 ↗ |

beste Teiler 478.0 (8.) 3442.4 (7.) 4107.1 (2.)

Trefferlage 11.87 mm links, 38.31 mm tief

Streuwert 48.20, horizontal: 46.34, vertikal: 49.98



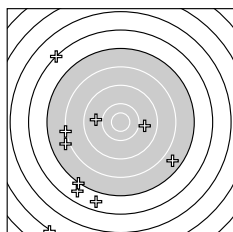
Serie 2:

| | | | | |
|-------|-------|-------|-------|--------|
| 7.4 ↖ | 9.8 → | 7.8 ↙ | 7.3 ↓ | 7.2 ↙ |
| 7.8 ← | 8.2 ↖ | 8.5 ← | 9.3 → | 10.5 * |

beste Teiler 1362.1 (20.) 3209.0 (12.) 4433.7 (19.)

Trefferlage 31.26 mm links, 13.55 mm tief

Streuwert 47.76, horizontal: 47.24, vertikal: 48.28



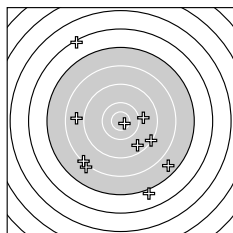
Serie 3:

| | | | | |
|-------|-------|-------|-------|-------|
| 9.7 → | 8.0 ← | 6.5 ↓ | 7.8 ↙ | 4.0 ↙ |
| 6.6 ↙ | 6.1 ↖ | 9.7 ← | 7.0 ↙ | 7.5 ↘ |

beste Teiler 3303.8 (21.) 3367.0 (28.) 7583.1 (22.)

Trefferlage 41.32 mm links, 44.09 mm tief

Streuwert 61.39, horizontal: 53.84, vertikal: 68.11



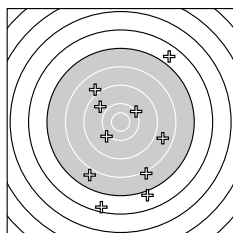
Serie 4:

| | | | | |
|-------|-------|--------|-------|-------|
| 9.1 ↘ | 7.5 ↘ | 9.5 ↘ | 6.2 ↖ | 6.8 ↓ |
| 8.7 ← | 7.9 ↙ | 10.7 * | 8.1 ↙ | 9.8 → |

beste Teiler 612.6 (38.) 3118.0 (40.) 4014.4 (33.)

Trefferlage 1.34 mm links, 22.33 mm tief

Streuwert 52.31, horizontal: 48.03, vertikal: 56.26



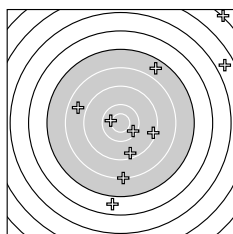
Serie 5:

| | | | | |
|-------|-------|--------|--------|-------|
| 6.6 ↗ | 7.7 ↙ | 9.7 ↘ | 8.6 → | 6.8 ↓ |
| 8.8 ↘ | 6.3 ↓ | 10.0 ↙ | 10.0 → | 7.9 ↓ |

beste Teiler 2543.6 (49.) 2726.7 (48.) 3466.0 (43.)

Trefferlage 6.59 mm rechts, 23.01 mm tief

Streuwert 54.94, horizontal: 40.76, vertikal: 66.15



Serie 6:

| | | | | |
|--------|--------|-------|-------|-------|
| 8.1 ↓ | 4.6 ↗ | 9.3 ↓ | 7.5 ↗ | 8.6 ↖ |
| 10.2 ↘ | 10.5 * | 6.6 ↓ | 3.0 ↗ | 9.2 → |

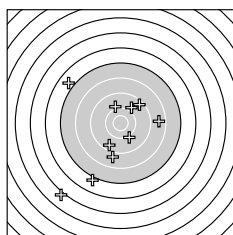
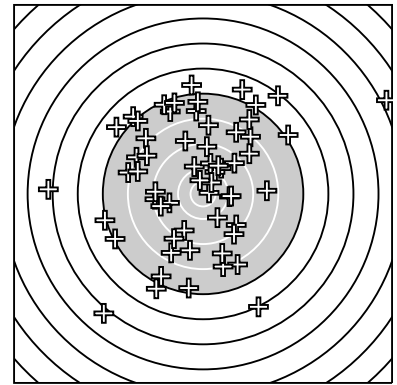
beste Teiler 1376.7 (57.) 2018.5 (56.) 4295.7 (53.)

Trefferlage 32.39 mm rechts, 7.22 mm hoch

Streuwert 70.61, horizontal: 64.32, vertikal: 76.39

Meyton Elektronik

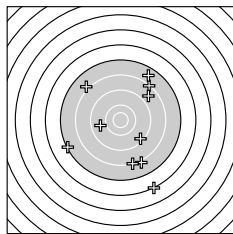
| | | | | | | | | | | | |
|--------------|---|---------|----|----|----|----|---|---|---|---|--|
| Ergebnis: | 461 | (489.2) | | | | | | | | | |
| Serien: | 78 | 76 | 79 | 82 | 72 | 74 | | | | | |
| Zähler: | 6 | 14 | 15 | 13 | 9 | 0 | 2 | 0 | 1 | 0 | |
| Innenzehner: | 3 | | | | | | | | | | |
| weiteste: | 20539 (47), 15488 (9), 15439 (33) | | | | | | | | | | |
| beste Teiler | 604.9 (26.) 1390.1 (43.) 1412.8 (35.) | | | | | | | | | | |
| Trefferlage | 7.67 mm links, 14.70 mm hoch | | | | | | | | | | |
| Streuwert | 57.14, horizontal: 54.51, vertikal: 59.64 | | | | | | | | | | |



Serie 1:

| | | | | |
|-------|-------|-------|-------|--------|
| 6.7 ↘ | 9.3 ↗ | 9.4 ↙ | 8.8 ↓ | 10.0 ↓ |
| 9.8 ↗ | 6.8 ↙ | 8.5 → | 4.9 ↖ | 9.9 ↑ |

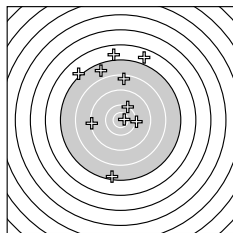
beste Teiler 2765.7 (5.) 2867.0 (10.) 3139.9 (6.)
 Trefferlage 14.54 mm links, 17.65 mm tief
 Streuwert 55.46, horizontal: 51.09, vertikal: 59.50



Serie 2:

| | | | | |
|-------|-------|-------|-------|-------|
| 7.9 ↓ | 6.0 ↓ | 9.7 ← | 8.1 ↓ | 7.9 ↖ |
| 8.1 ↗ | 9.3 ↓ | 8.6 ↗ | 7.6 ↗ | 7.1 ← |

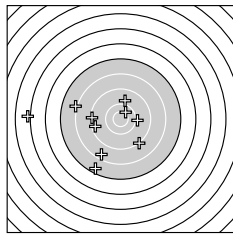
beste Teiler 3470.0 (13.) 4530.0 (17.) 6117.1 (18.)
 Trefferlage 10.40 mm rechts, 11.34 mm tief
 Streuwert 58.37, horizontal: 50.80, vertikal: 65.07



Serie 3:

| | | | | |
|--------|-------|-------|--------|-------|
| 10.1 ↗ | 8.3 ↑ | 6.6 ↑ | 10.0 → | 7.3 ↓ |
| 10.7 * | 7.5 ↘ | 9.1 ← | 6.9 ↘ | 6.7 ↑ |

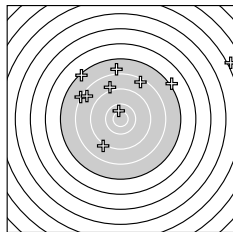
beste Teiler 604.9 (26.) 2491.3 (21.) 2646.5 (24.)
 Trefferlage 8.76 mm links, 36.16 mm hoch
 Streuwert 50.82, horizontal: 33.71, vertikal: 63.48



Serie 4:

| | | | | |
|-------|-------|-------|-------|--------|
| 9.9 → | 9.2 ← | 4.9 ← | 9.8 ↑ | 10.4 * |
| 9.3 ← | 8.0 ← | 8.4 ↙ | 7.4 ↙ | 9.0 ↓ |

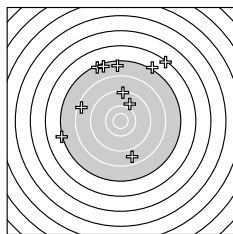
beste Teiler 1412.8 (35.) 2806.0 (31.) 3129.5 (34.)
 Trefferlage 31.79 mm links, 12.54 mm tief
 Streuwert 47.08, horizontal: 55.74, vertikal: 36.42



Serie 5:

| | | | | |
|-------|-------|--------|-------|-------|
| 8.9 ↙ | 6.9 ↗ | 10.5 * | 8.0 ↘ | 7.2 ↖ |
| 7.7 ↑ | 2.8 ↗ | 8.4 ↘ | 8.3 ↗ | 8.8 ↑ |


beste Teiler 1390.1 (43.) 5321.6 (41.) 5567.5 (50.)
 Trefferlage 5.65 mm rechts, 46.55 mm hoch
 Streuwert 61.73, horizontal: 77.76, vertikal: 39.69



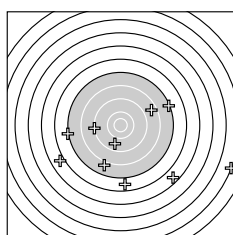
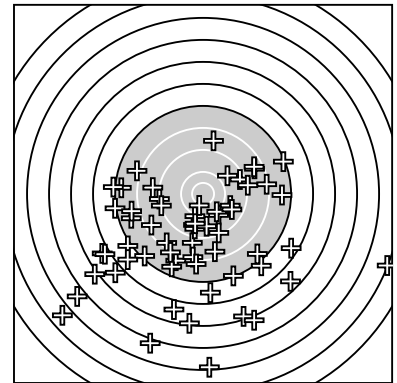
Serie 6:

| | | | | |
|-------|-------|-------|-------|-------|
| 9.8 ↗ | 8.3 ↘ | 7.0 ← | 7.4 ↑ | 7.2 ↖ |
| 9.2 ↑ | 6.9 ↗ | 6.1 ↗ | 7.3 ↑ | 8.6 ↓ |

beste Teiler 3201.3 (51.) 4727.1 (56.) 6237.5 (60.)
 Trefferlage 7.00 mm links, 47.02 mm hoch
 Streuwert 53.91, horizontal: 52.33, vertikal: 55.44



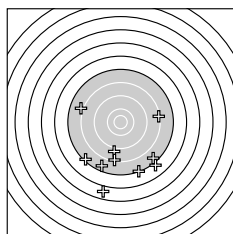
| | | | | | | |
|--------------|---|---------|----|----|----|-----------|
| Ergebnis: | 419 | (446.9) | | | | |
| Serien: | 65 | 70 | 68 | 70 | 77 | 69 |
| Zähler: | 3 | 13 | 11 | 14 | 5 | 7 2 3 2 0 |
| Innenzehner: | 1 | | | | | |
| weiteste: | 22450 (4), 21112 (59), 19706 (27) | | | | | |
| beste Teiler | 1381.2 (42.) 2555.7 (45.) 2689.7 (28.) | | | | | |
| Trefferlage | 12.31 mm links, 50.22 mm tief | | | | | |
| Streuwert | 63.26, horizontal: 70.39, vertikal: 55.23 | | | | | |



Serie 1:

| | | | | |
|-------|-------|-------|-------|-------|
| 5.7 ↙ | 7.8 ↓ | 9.6 ↓ | 2.1 ➤ | 7.0 ← |
| 5.4 ↘ | 6.6 ↓ | 9.1 ← | 8.5 ➤ | 7.1 ➤ |

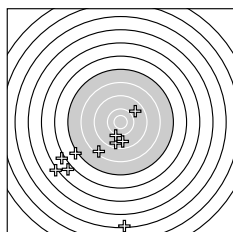
beste Teiler 3684.0 (3.) 4999.5 (8.) 6505.4 (9.)
 Trefferlage 16.05 mm rechts, 42.84 mm tief
 Streuwert 79.69, horizontal: 99.76, vertikal: 52.43



Serie 2:

| | | | | |
|-------|-------|-------|-------|-------|
| 8.8 ↓ | 7.5 ↓ | 5.6 ↓ | 7.1 ↓ | 6.9 ↘ |
| 8.2 ↓ | 7.2 ↙ | 7.9 ↖ | 7.4 ↘ | 8.1 ➤ |

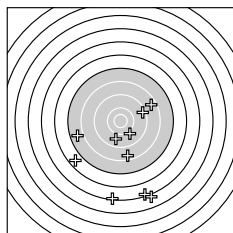
beste Teiler 5691.1 (11.) 7270.9 (16.) 7310.2 (20.)
 Trefferlage 0.04 mm rechts, 61.76 mm tief
 Streuwert 51.23, horizontal: 55.05, vertikal: 47.09



Serie 3:

| | | | | |
|-------|-------|--------|-------|-------|
| 5.7 ↙ | 8.3 ↙ | 9.7 ➤ | 4.9 ↙ | 6.9 ↙ |
| 9.4 ↓ | 3.2 ↓ | 10.0 ↓ | 5.8 ↙ | 9.6 ↓ |

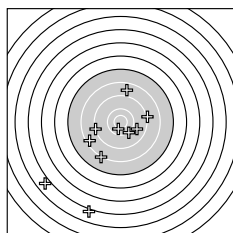
beste Teiler 2689.7 (28.) 3459.2 (23.) 3690.5 (30.)
 Trefferlage 44.09 mm links, 64.17 mm tief
 Streuwert 56.42, horizontal: 55.89, vertikal: 56.95



Serie 4:

| | | | | |
|-------|-------|-------|-------|-------|
| 9.3 ➤ | 5.2 ↓ | 8.4 ➤ | 6.5 ↙ | 9.9 ↘ |
| 8.4 ↓ | 9.7 ↓ | 7.6 ← | 4.9 ↓ | 5.1 ↓ |

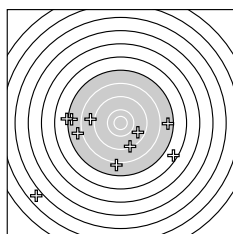
beste Teiler 2966.7 (35.) 3500.9 (37.) 4498.9 (31.)
 Trefferlage 4.32 mm rechts, 60.81 mm tief
 Streuwert 59.34, horizontal: 52.92, vertikal: 65.12



Serie 5:

| | | | | |
|-------|--------|-------|-------|--------|
| 9.7 ➤ | 10.5 * | 9.0 ➤ | 3.9 ↓ | 10.0 ↘ |
| 9.1 ← | 3.7 ↙ | 8.6 ↑ | 8.3 ↙ | 8.0 ↙ |


beste Teiler 1381.2 (42.) 2555.7 (45.) 3362.7 (41.)
 Trefferlage 24.15 mm links, 37.76 mm tief
 Streuwert 61.30, horizontal: 57.00, vertikal: 65.32



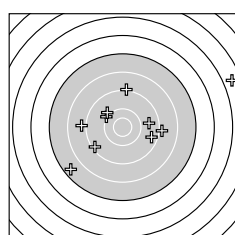
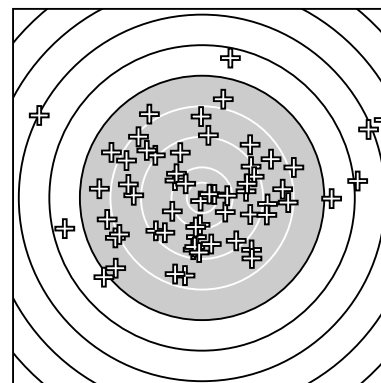
Serie 6:

| | | | | |
|-------|-------|-------|-------|-------|
| 6.4 ↘ | 8.8 ← | 7.5 ➤ | 9.6 ➤ | 7.3 ← |
| 7.7 ← | 9.2 ↓ | 7.0 ← | 2.6 ↙ | 7.9 ↓ |

beste Teiler 3716.8 (54.) 4774.2 (57.) 5755.8 (52.)
 Trefferlage 26.06 mm links, 34.00 mm tief
 Streuwert 69.75, horizontal: 86.39, vertikal: 47.63



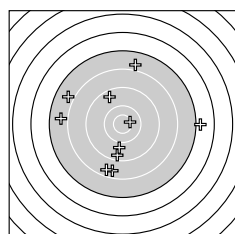
| | | | | | | |
|--------------|---|---------|----|----|----|----|
| Ergebnis: | 488 | (516.8) | | | | |
| Serien: | 82 | 80 | 85 | 78 | 81 | 82 |
| Zähler: | 10 | 17 | 17 | 8 | 4 | 3 |
| Innenzehner: | 3 | | | | | |
| weiteste: | 16217 (3), 14937 (25), 14733 (51) | | | | | |
| beste Teiler | 280.9 (22.) 677.5 (28.) 1051.0 (15.) | | | | | |
| Trefferlage | 0.22 mm links, 3.53 mm hoch | | | | | |
| Streuwert | 49.85, horizontal: 58.39, vertikal: 39.51 | | | | | |



Serie 1:

| | | | | |
|-------|-------|-------|-------|--------|
| 9.2 ↙ | 7.4 ↙ | 4.6 ↗ | 9.0 ↑ | 10.0 ↘ |
| 9.9 ↘ | 8.8 ← | 9.4 ↘ | 8.9 → | 9.6 → |

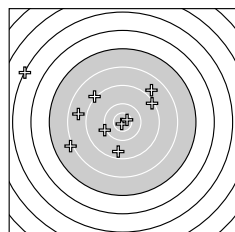
beste Teiler 2630.3 (5.) 2881.1 (6.) 3640.8 (10.)
 Trefferlage 7.58 mm rechts, 5.36 mm hoch
 Streuwert 52.26, horizontal: 64.88, vertikal: 35.40



Serie 2:

| | | | | |
|-------|-------|-------|-------|--------|
| 9.4 ↖ | 8.5 ↓ | 7.7 ↘ | 8.4 ↓ | 10.6 * |
| 7.7 ← | 7.8 ↑ | 9.3 ↓ | 6.8 → | 9.8 ↓ |

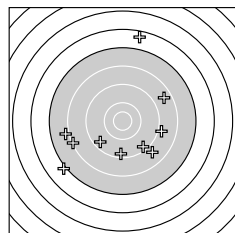
beste Teiler 1051.0 (15.) 3236.2 (20.) 4112.6 (11.)
 Trefferlage 9.04 mm links, 3.53 mm tief
 Streuwert 49.68, horizontal: 52.15, vertikal: 47.10



Serie 3:

| | | | | |
|--------|--------|--------|-------|-------|
| 8.7 ↗ | 10.8 * | 7.9 ↙ | 9.0 ↘ | 5.1 ↘ |
| 10.0 ↙ | 9.2 ↗ | 10.7 * | 8.6 ← | 9.4 ↓ |

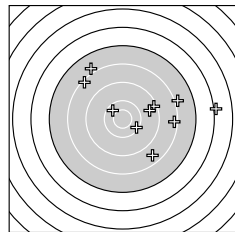
beste Teiler 280.9 (22.) 677.5 (28.) 2671.1 (26.)
 Trefferlage 24.88 mm links, 9.92 mm hoch
 Streuwert 44.60, horizontal: 53.26, vertikal: 33.79



Serie 4:

| | | | | |
|-------|-------|-------|-------|-------|
| 7.9 ← | 8.9 → | 9.3 ↘ | 9.3 ↓ | 6.4 ↑ |
| 9.4 ↙ | 8.1 ← | 6.9 ↙ | 8.7 ↘ | 8.5 ↗ |

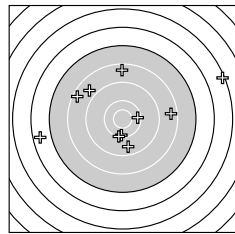
beste Teiler 4169.3 (36.) 4474.2 (34.) 4488.9 (33.)
 Trefferlage 5.72 mm links, 13.09 mm tief
 Streuwert 52.95, horizontal: 54.39, vertikal: 51.47



Serie 5:

| | | | | |
|-------|--------|--------|-------|-------|
| 8.5 ↘ | 10.2 ↘ | 10.3 ↘ | 8.2 ↘ | 5.9 → |
| 7.9 → | 9.2 → | 7.8 ↘ | 8.2 → | 9.5 → |

beste Teiler 1771.5 (43.) 2223.7 (42.) 3862.0 (50.)
 Trefferlage 30.37 mm rechts, 13.30 mm hoch
 Streuwert 45.33, horizontal: 55.34, vertikal: 32.36



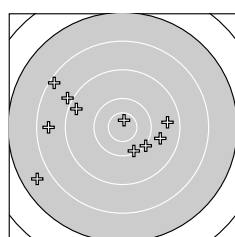
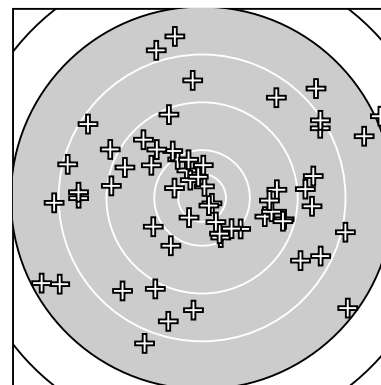
Serie 6:

| | | | | |
|-------|--------|--------|--------|-------|
| 5.2 → | 6.5 ← | 10.2 ↓ | 8.7 ↘ | 8.4 → |
| 9.5 ↓ | 10.2 → | 8.4 ↑ | 10.1 ↓ | 8.3 ↘ |

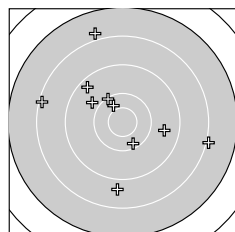
beste Teiler 2066.8 (57.) 2206.3 (53.) 2435.5 (59.)
 Trefferlage 0.33 mm rechts, 9.22 mm hoch
 Streuwert 54.90, horizontal: 68.25, vertikal: 37.00

Meyton Elektronik

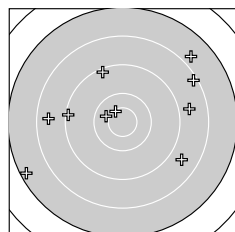
Ergebnis: **518** (546.1)
 Serien: 88 88 84 83 87 88
 Zähler: 16 15 20 9 0 0 0 0 0
 Innenzehner: 8
 weiteste: 10257 (51), 9553 (35), 9500 (22)
 beste Teiler 537.5 (60.) 588.1 (54.) 616.5 (5.)
 Trefferlage 2.18 mm rechts, 2.35 mm hoch
 Streuwert 39.44, horizontal: 44.29, vertikal: 33.90



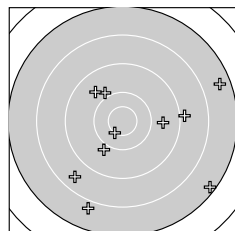
Serie 1:
 10.1 ↘ 7.6 ↙ 9.5 → 9.7 → 10.7 *
 8.9 ↖ 10.0 ↘ 8.5 ← 9.3 ↖ 8.2 ↖
 beste Teiler 616.5 (5.) 2291.6 (1.) 2589.0 (7.)
 Trefferlage 18.38 mm links, 0.17 mm tief
 Streuwert 35.12, horizontal: 43.38, vertikal: 24.18



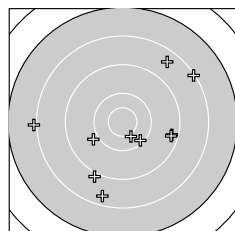
Serie 2:
 10.2 ↘ 8.2 ← 8.0 → 9.8 ↖ 9.3 ↖
 8.7 ↓ 10.4 ↖ 9.6 → 10.1 ↖ 7.8 ↖
 beste Teiler 1642.7 (17.) 2081.4 (11.) 2382.2 (19.)
 Trefferlage 5.61 mm links, 7.42 mm hoch
 Streuwert 37.87, horizontal: 39.59, vertikal: 36.08



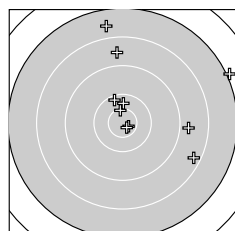
Serie 3:
 10.4 * 7.3 ↙ 8.5 ← 9.1 ← 8.7 →
 9.2 ↖ 7.8 ↗ 10.5 * 8.2 ↗ 8.6 ↘
 beste Teiler 1115.5 (28.) 1529.5 (21.) 4688.0 (26.)
 Trefferlage 0.28 mm links, 9.50 mm hoch
 Streuwert 44.95, horizontal: 55.20, vertikal: 31.52



Serie 4:
 7.8 ↓ 9.7 → 9.9 ↙ 8.5 ↙ 7.2 ↘
 8.9 → 9.9 ↖ 7.4 → 10.5 * 9.7 ↖
 beste Teiler 1235.3 (39.) 2893.1 (37.) 2986.9 (33.)
 Trefferlage 11.64 mm rechts, 13.23 mm tief
 Streuwert 42.36, horizontal: 46.59, vertikal: 37.65

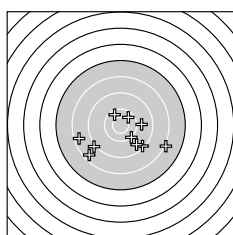
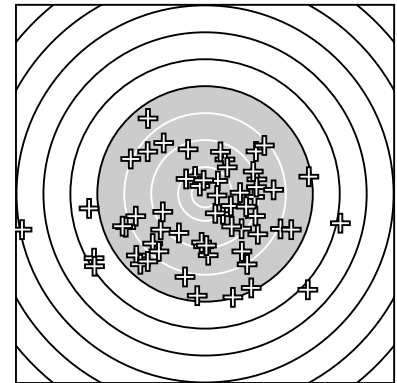


Serie 5:
 10.1 ↘ 9.9 ↙ 10.4 * 8.4 ↓ 9.3 →
 9.3 → 8.1 ↗ 8.5 ↗ 8.0 ← 8.9 ↙
 beste Teiler 1455.7 (43.) 2227.1 (41.) 2962.7 (42.)
 Trefferlage 6.36 mm rechts, 8.87 mm tief
 Streuwert 38.99, horizontal: 42.70, vertikal: 34.90

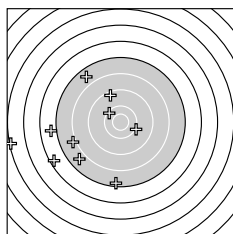


Serie 6:
 7.0 → 7.6 ↑ 8.8 → 10.7 * 8.6 ↑
 10.2 ↖ 10.5 * 10.3 ↑ 8.3 → 10.8 *
 beste Teiler 537.5 (60.) 588.1 (54.) 1121.9 (57.)
 Trefferlage 19.39 mm rechts, 19.51 mm hoch
 Streuwert 35.84, horizontal: 37.13, vertikal: 34.49

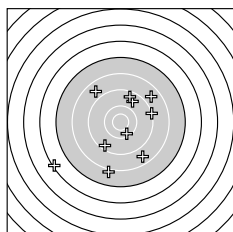
Ergebnis: **488** (512.0)
 Serien: 89 73 83 86 76 81
 Zähler: 9 18 15 12 3 2 1 0 0 0
 Innenzehner: 3
 weiteste: 17309 (14), 13042 (35), 12852 (48)
 beste Teiler 883.1 (36.) 1124.9 (41.) 1273.9 (39.)
 Trefferlage 0.77 mm links, 18.82 mm tief
 Streuwert 48.87, horizontal: 56.47, vertikal: 39.84



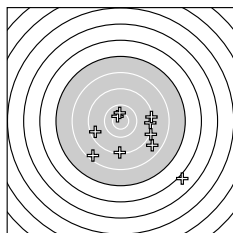
Serie 1:
 8.4 ← 10.0 ↘ 10.3 ↗ 8.0 → 9.2 ↘
 8.4 ↙ 9.5 ↘ 9.8 → 8.9 ↙ 10.3 ↘
 beste Teiler 1696.3 (3.) 1863.7 (10.) 2511.6 (2.)
 Trefferlage 2.63 mm rechts, 18.43 mm tief
 Streuwert 33.64, horizontal: 42.62, vertikal: 21.15



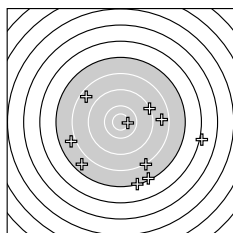
Serie 2:
 10.0 → 10.1 ↖ 7.3 ↓ 4.1 ← 7.6 ↙
 7.9 ← 6.3 ↙ 9.3 ↘ 6.7 ← 7.6 ↘
 beste Teiler 2242.8 (12.) 2639.9 (11.) 4429.8 (18.)
 Trefferlage 58.77 mm links, 17.44 mm tief
 Streuwert 53.68, horizontal: 57.75, vertikal: 49.28



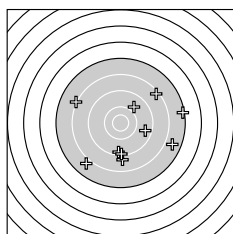
Serie 3:
 7.9 ↓ 8.6 ↗ 8.6 ↖ 9.3 ↙ 8.5 ↘
 6.2 ↙ 9.6 ↗ 9.4 ↑ 10.2 ↘ 9.1 →
 beste Teiler 2034.0 (29.) 3691.5 (27.) 4160.8 (28.)
 Trefferlage 1.21 mm links, 8.05 mm tief
 Streuwert 47.19, horizontal: 46.28, vertikal: 48.08




Serie 4:
 8.3 ↙ 9.2 → 9.4 ← 9.1 ↓ 5.8 ↘
 10.6 * 9.1 → 8.6 ↘ 10.5 * 9.0 →
 beste Teiler 883.1 (36.) 1273.9 (39.) 4260.5 (33.)
 Trefferlage 19.50 mm rechts, 24.18 mm tief
 Streuwert 38.94, horizontal: 44.29, vertikal: 32.71



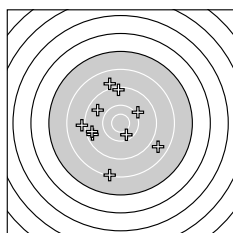
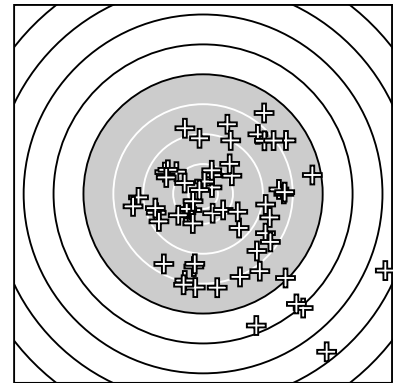
Serie 5:
 10.5 * 8.5 → 7.1 ↓ 8.0 ↘ 8.4 ↖
 7.2 ↘ 7.8 ← 5.9 → 7.5 ↙ 9.1 →
 beste Teiler 1124.9 (41.) 4931.2 (50.) 6372.1 (42.)
 Trefferlage 16.30 mm rechts, 30.87 mm tief
 Streuwert 55.32, horizontal: 62.92, vertikal: 46.50



Serie 6:
 8.0 ↖ 7.2 → 8.8 ↓ 9.3 ↓ 9.1 ↓
 8.2 ↗ 7.6 ↘ 9.8 ↗ 7.8 ↙ 9.5 →
 beste Teiler 3215.2 (58.) 3992.0 (60.) 4514.3 (54.)
 Trefferlage 16.88 mm rechts, 13.94 mm tief
 Streuwert 47.17, horizontal: 53.05, vertikal: 40.45



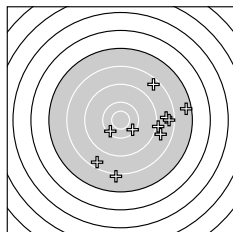
| | | | | | | | | | | |
|--------------|---|----|----|----|----|----|---------|---|---|---|
| Ergebnis: | 500 | | | | | | (527.5) | | | |
| Serien: | 87 | 82 | 87 | 84 | 74 | 86 | | | | |
| Zähler: | 14 | 13 | 21 | 7 | 3 | 0 | 2 | 0 | 0 | 0 |
| Innenzehner: | 4 | | | | | | | | | |
| weiteste: | 16759 (45), 16530 (49), 12689 (34) | | | | | | | | | |
| beste Teiler | 448.5 (58.) 920.1 (24.) 1038.2 (56.) | | | | | | | | | |
| Trefferlage | 18.43 mm rechts, 15.08 mm tief | | | | | | | | | |
| Streuwert | 44.24, horizontal: 43.05, vertikal: 45.40 | | | | | | | | | |



Serie 1:

| | | | | |
|-------|-------|--------|-------|-------|
| 8.6 ↘ | 9.9 ↗ | 9.4 ← | 8.1 ↓ | 9.4 ← |
| 9.6 ↖ | 8.8 ↑ | 10.3 ↘ | 9.2 ↑ | 8.9 ← |

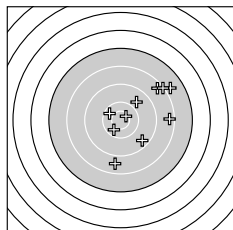
beste Teiler 1801.8 (8.) 2847.6 (2.) 3679.7 (6.)
 Trefferlage 11.42 mm links, 1.69 mm tief
 Streuwert 35.18, horizontal: 32.66, vertikal: 37.53



Serie 2:

| | | | | |
|--------|--------|-------|-------|-------|
| 8.9 → | 10.2 ↘ | 8.7 ↘ | 8.4 ↓ | 8.5 → |
| 10.2 ↙ | 8.4 ↗ | 7.9 ↓ | 7.4 → | 8.4 → |

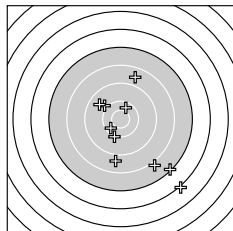
beste Teiler 2107.7 (16.) 2144.7 (12.) 5306.4 (11.)
 Trefferlage 33.93 mm rechts, 12.47 mm tief
 Streuwert 38.44, horizontal: 40.78, vertikal: 35.95



Serie 3:

| | | | | |
|-------|--------|--------|--------|-------|
| 8.6 ↓ | 8.3 ↗ | 10.4 ↙ | 10.6 * | 7.8 ↗ |
| 8.1 ↗ | 10.3 ↖ | 9.7 ↗ | 9.4 ↘ | 8.3 → |

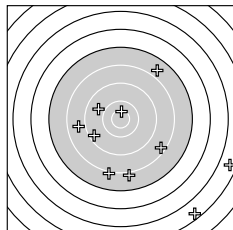
beste Teiler 920.1 (24.) 1644.4 (23.) 1790.6 (27.)
 Trefferlage 27.51 mm rechts, 7.22 mm hoch
 Streuwert 33.92, horizontal: 33.07, vertikal: 34.75



Serie 4:

| | | | | |
|--------|--------|-------|--------|-------|
| 10.0 ↓ | 8.6 ↑ | 8.7 ↓ | 6.0 ↘ | 7.9 ↘ |
| 9.9 ↖ | 10.3 ↙ | 7.1 ↘ | 10.3 ↑ | 9.6 ↖ |

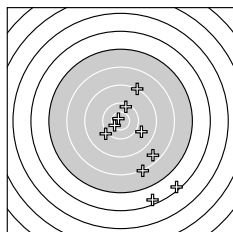
beste Teiler 1725.1 (39.) 1858.4 (37.) 2613.8 (31.)
 Trefferlage 14.67 mm rechts, 21.33 mm tief
 Streuwert 44.86, horizontal: 39.42, vertikal: 49.70



Serie 5:

| | | | | |
|-------|-------|-------|--------|-------|
| 9.7 ↖ | 9.3 ↙ | 8.7 ← | 10.6 * | 4.4 ↘ |
| 8.0 ↓ | 8.3 ↘ | 7.7 ↗ | 4.5 ↘ | 7.9 ↓ |

beste Teiler 1044.6 (44.) 3370.6 (41.) 4346.2 (42.)
 Trefferlage 23.36 mm rechts, 33.20 mm tief
 Streuwert 62.30, horizontal: 66.96, vertikal: 57.27



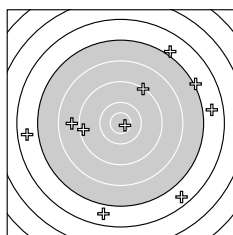
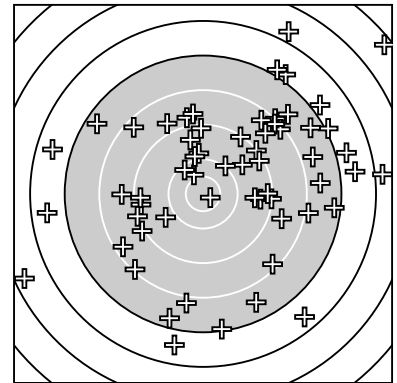
Serie 6:

| | | | | |
|--------|--------|--------|--------|-------|
| 6.2 ↘ | 8.0 ↘ | 9.0 ↑ | 10.0 ↙ | 6.3 ↓ |
| 10.6 * | 10.2 ↑ | 10.8 * | 8.4 ↘ | 9.8 ↘ |

beste Teiler 448.5 (58.) 1038.2 (56.) 2105.1 (57.)
 Trefferlage 22.56 mm rechts, 29.02 mm tief
 Streuwert 40.90, horizontal: 29.62, vertikal: 49.68

Meyton Elektronik

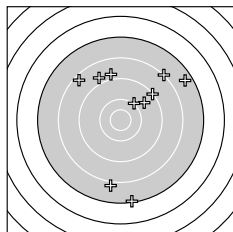
| | | | | | | | |
|--------------|---|---------|----|----|----|----|---------|
| Ergebnis: | 464 | (489.5) | | | | | |
| Serien: | 73 | 81 | 78 | 74 | 78 | 80 | |
| Zähler: | 5 | 16 | 15 | 11 | 9 | 3 | 1 0 0 0 |
| Innenzehner: | 1 | | | | | | |
| weiteste: | 16966 (55), 14284 (28), 13261 (25) | | | | | | |
| beste Teiler | 587.2 (9.) 1531.0 (30.) 2182.9 (31.) | | | | | | |
| Trefferlage | 18.58 mm rechts, 11.35 mm hoch | | | | | | |
| Streuwert | 54.84, horizontal: 59.33, vertikal: 49.95 | | | | | | |



Serie 1:

| | | | | |
|-------|-------|-------|--------|-------|
| 9.1 ↗ | 6.9 ↗ | 8.7 ← | 6.6 ↓ | 9.2 ← |
| 6.6 → | 6.5 ← | 7.0 ↗ | 10.7 * | 6.5 ↘ |

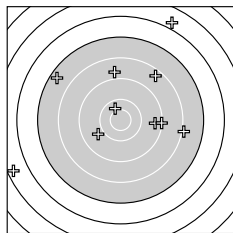
beste Teiler 587.2 (9.) 4556.2 (5.) 4930.5 (1.)
 Trefferlage 12.85 mm rechts, 3.16 mm tief
 Streuwert 66.04, horizontal: 72.18, vertikal: 59.27



Serie 2:

| | | | | |
|-------|-------|-------|--------|-------|
| 8.8 ↑ | 9.1 ↗ | 9.6 ↗ | 10.0 ↗ | 7.9 ↓ |
| 7.1 ↓ | 7.4 ↗ | 8.1 ↗ | 8.8 ↘ | 8.3 ↘ |

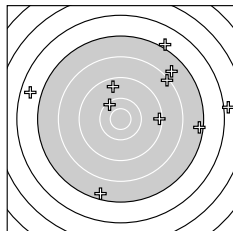
beste Teiler 2592.3 (14.) 3532.8 (13.) 4966.2 (12.)
 Trefferlage 12.65 mm rechts, 15.23 mm hoch
 Streuwert 48.19, horizontal: 38.51, vertikal: 56.22



Serie 3:

| | | | | |
|-------|-------|-------|-------|--------|
| 8.0 → | 7.4 ↘ | 9.4 → | 9.1 → | 5.8 ↗ |
| 8.7 ↑ | 9.8 ↙ | 5.3 ↙ | 8.3 ↗ | 10.4 ↘ |

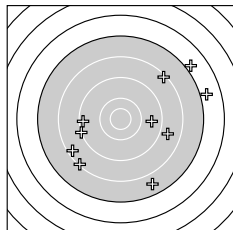
beste Teiler 1531.0 (30.) 3190.2 (27.) 4164.0 (23.)
 Trefferlage 2.42 mm rechts, 19.37 mm hoch
 Streuwert 58.71, horizontal: 65.72, vertikal: 50.75



Serie 4:

| | | | | |
|--------|-------|-------|-------|-------|
| 10.2 ↘ | 9.5 ↑ | 7.7 ↗ | 6.9 ↗ | 7.2 → |
| 5.8 → | 8.1 ↗ | 6.5 ← | 9.2 → | 7.3 ↓ |

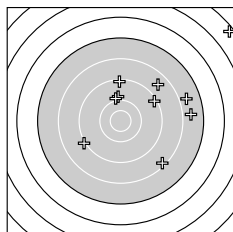
beste Teiler 2182.9 (31.) 4012.3 (32.) 4672.0 (39.)
 Trefferlage 28.64 mm rechts, 19.69 mm hoch
 Streuwert 59.21, horizontal: 68.50, vertikal: 48.17



Serie 5:

| | | | | |
|-------|-------|-------|-------|-------|
| 6.7 → | 8.7 → | 8.3 ↙ | 6.8 ↗ | 9.2 ← |
| 9.1 ← | 9.6 → | 7.6 ↘ | 8.1 ↙ | 8.2 ↗ |


beste Teiler 3754.4 (47.) 4534.4 (45.) 5006.6 (46.)
 Trefferlage 17.28 mm rechts, 6.62 mm tief
 Streuwert 53.77, horizontal: 61.23, vertikal: 45.09



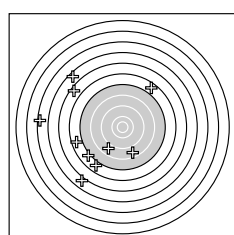
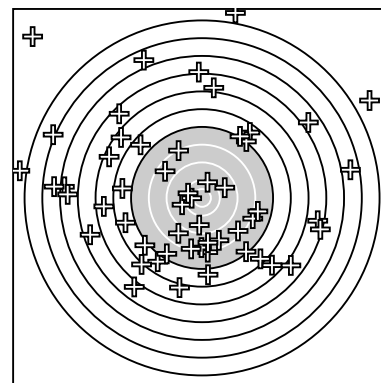
Serie 6:

| | | | | |
|--------|-------|-------|-------|-------|
| 8.2 ↘ | 9.2 ↗ | 9.9 ↑ | 9.0 ↙ | 4.3 ↗ |
| 10.0 ↑ | 7.7 → | 7.7 → | 9.2 ↑ | 8.5 ↗ |

beste Teiler 2770.4 (56.) 2947.0 (53.) 4710.0 (52.)
 Trefferlage 37.63 mm rechts, 23.62 mm hoch
 Streuwert 47.78, horizontal: 52.33, vertikal: 42.74



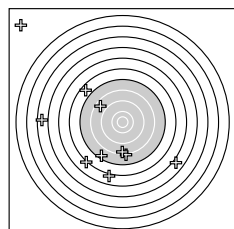
| | | | | | | | | | | |
|--------------|---|---------|----|----|----|----|---|---|---|---|
| Ergebnis: | 299 | (321.5) | | | | | | | | |
| Serien: | 56 | 55 | 63 | 49 | 52 | 24 | | | | |
| Zähler: | 3 | 3 | 10 | 5 | 9 | 5 | 8 | 3 | 3 | 1 |
| Innenzehner: | 1 | | | | | | | | | |
| weiteste: | 32955 (16), 27292 (42), 26473 (46) | | | | | | | | | |
| beste Teiler | 1465.5 (28.) 2080.1 (29.) 2339.3 (43.) | | | | | | | | | |
| Trefferlage | 20.87 mm links, 8.66 mm hoch | | | | | | | | | |
| Streuwert | 102.52, horizontal: 111.99, vertikal: 92.08 | | | | | | | | | |



Serie 1:

| | | | | |
|-------|-------|-------|-------|-------|
| 4.4 ↘ | 6.5 ← | 4.8 ↙ | 5.4 ↘ | 6.5 ↗ |
| 3.3 ← | 8.7 ↙ | 6.7 ↙ | 8.5 ↓ | 6.9 ↙ |

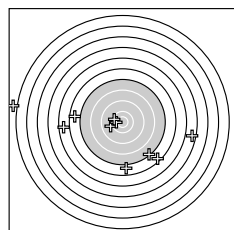
beste Teiler 5996.5 (7.) 6423.2 (9.) 10458.2 (10.)
 Trefferlage 71.35 mm links, 11.47 mm tief
 Streuwert 79.91, horizontal: 75.07, vertikal: 84.47



Serie 2:

| | | | | |
|-------|-------|-------|-------|-------|
| 6.5 ↘ | 3.5 ← | 8.0 ↓ | 8.3 ↓ | 8.5 ↘ |
| 0.0 ↘ | 7.3 ↙ | 5.9 ↓ | 6.0 ↙ | 4.8 ↘ |

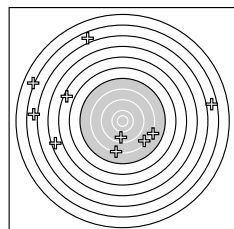
beste Teiler 6419.8 (15.) 6991.5 (14.) 7680.5 (13.)
 Trefferlage 60.11 mm links, 19.55 mm tief
 Streuwert 105.11, horizontal: 101.82, vertikal: 108.30



Serie 3:

| | | | | |
|-------|-------|--------|--------|-------|
| 6.3 ↘ | 7.2 ↘ | 9.9 ← | 0.0 ← | 6.5 ← |
| 6.7 ↓ | 4.4 → | 10.4 * | 10.2 ↖ | 5.5 ← |

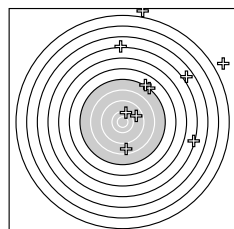
beste Teiler 1465.5 (28.) 2080.1 (29.) 2971.9 (23.)
 Trefferlage 25.44 mm links, 26.56 mm tief
 Streuwert 91.43, horizontal: 120.08, vertikal: 47.95



Serie 4:

| | | | | |
|-------|-------|-------|-------|-------|
| 2.6 ↖ | 8.0 → | 5.3 ↖ | 8.1 ↓ | 9.5 ↓ |
| 1.9 ↖ | 4.4 ← | 2.7 ← | 2.6 → | 8.3 ↘ |

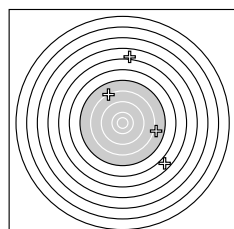
beste Teiler 3844.6 (35.) 6876.5 (40.) 7336.0 (34.)
 Trefferlage 47.70 mm links, 15.91 mm hoch
 Streuwert 111.94, horizontal: 135.39, vertikal: 82.03



Serie 5:

| | | | | |
|-------|-------|--------|-------|-------|
| 4.2 → | 0.0 ↗ | 10.1 ↑ | 7.0 ↗ | 3.7 ↗ |
| 0.0 ↑ | 9.7 ↗ | 4.0 ↑ | 8.5 ↓ | 7.0 ↗ |

beste Teiler 2339.3 (43.) 3507.5 (47.) 6359.3 (49.)
 Trefferlage 75.84 mm rechts, 77.66 mm hoch
 Streuwert 90.68, horizontal: 80.59, vertikal: 99.76



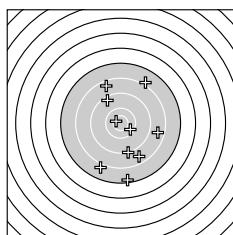
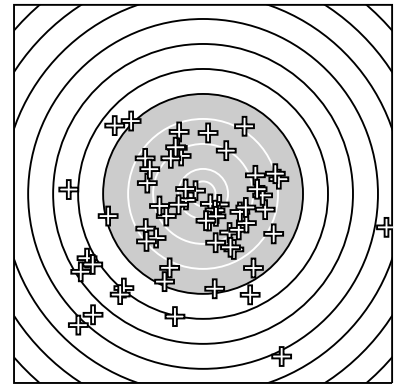
Serie 6:

| | | | | |
|-------|-------|-------|-------|--|
| 4.8 ↑ | 8.1 ↖ | 5.6 ↘ | 7.8 → | |
|-------|-------|-------|-------|--|

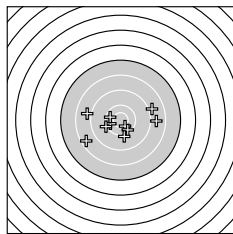
beste Teiler 7439.4 (52.) 8084.4 (54.) 13663.9 (53.)
 Trefferlage 40.11 mm rechts, 27.00 mm hoch
 Streuwert 87.28, horizontal: 60.02, vertikal: 107.86

Mayton Elektronik

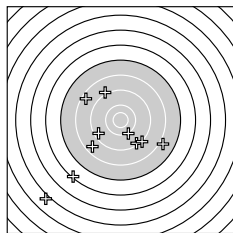
Ergebnis: **462** (486.2)
 Serien: 83 92 78 68 74 67
 Zähler: 10 12 17 8 4 5 1 3 0 0
 Innenzehner: 2
 weiteste: 18655 (60), 18110 (30), 18065 (51)
 beste Teiler 819.8 (8.) 1237.8 (11.) 1815.0 (13.)
 Trefferlage 10.67 mm links, 23.15 mm tief
 Streuwert 58.34, horizontal: 62.41, vertikal: 53.97



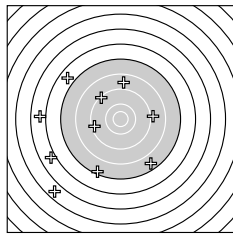
Serie 1:
 7.2 ↓ 8.4 ↗ 7.9 ↗ 8.5 → 9.3 ↗
 10.3 ↘ 9.0 ↓ 10.7 * 7.8 ↘ 8.5 ↓
 beste Teiler 819.8 (8.) 1933.2 (6.) 4386.6 (5.)
 Trefferlage 8.79 mm rechts, 12.85 mm tief
 Streuwert 45.38, horizontal: 30.80, vertikal: 56.29



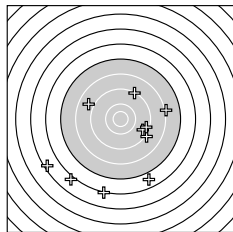
Serie 2:
 10.5 * 8.7 → 10.3 ← 10.2 ↘ 8.8 ←
 8.8 → 8.4 ← 10.3 ← 10.0 ↓ 10.0 ←
 beste Teiler 1237.8 (11.) 1815.0 (13.) 1815.7 (18.)
 Trefferlage 3.49 mm links, 7.20 mm tief
 Streuwert 30.21, horizontal: 39.43, vertikal: 16.43



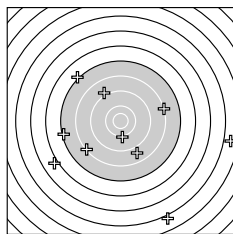
Serie 3:
 7.8 ↘ 8.3 ↖ 9.2 ↘ 6.1 ↗ 9.0 ↗
 9.0 ↘ 8.5 ↗ 10.0 ↘ 9.3 ↗ 3.8 ↗
 beste Teiler 2585.2 (28.) 4294.1 (29.) 4686.8 (23.)
 Trefferlage 22.56 mm links, 34.70 mm tief
 Streuwert 55.90, horizontal: 59.14, vertikal: 52.45




Serie 4:
 5.7 ← 8.9 → 7.5 ↘ 4.5 ↗ 7.2 ↓
 9.1 ↘ 6.6 ↖ 8.6 ↑ 9.3 ← 5.8 ←
 beste Teiler 4522.0 (39.) 4803.4 (36.) 5426.6 (32.)
 Trefferlage 45.37 mm links, 18.50 mm tief
 Streuwert 66.31, horizontal: 67.32, vertikal: 65.29



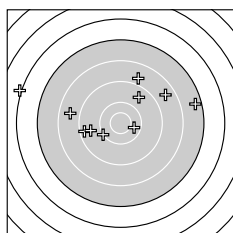
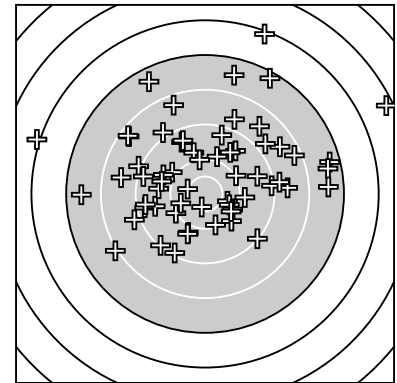
Serie 5:
 5.3 ↗ 9.0 ↘ 6.0 ↓ 5.8 ↗ 9.1 ↗
 8.0 → 8.7 ↖ 9.4 ↘ 6.6 ↘ 9.3 →
 beste Teiler 4104.6 (48.) 4487.1 (50.) 4911.4 (45.)
 Trefferlage 1.75 mm links, 38.01 mm tief
 Streuwert 62.40, horizontal: 65.85, vertikal: 58.75



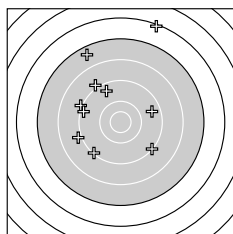
Serie 6:
 3.8 ↘ 7.2 ← 7.0 ↖ 8.1 ↗ 8.7 ↓
 10.0 ↓ 8.9 ↖ 8.1 → 5.8 ← 3.6 →
 beste Teiler 2694.8 (56.) 5418.8 (57.) 6002.4 (55.)
 Trefferlage 0.34 mm rechts, 27.65 mm tief
 Streuwert 80.04, horizontal: 92.01, vertikal: 65.93



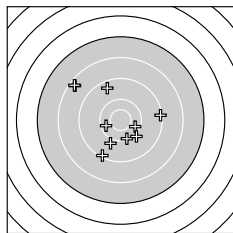
Ergebnis: **514** (539.6)
 Serien: 84 83 92 85 87 83
 Zähler: 12 24 14 7 2 1 0 0 0 0
 Innenzehner: 2
 weiteste: 14516 (50), 12723 (1), 12282 (17)
 beste Teiler 970.6 (47.) 1302.8 (48.) 1698.1 (8.)
 Trefferlage 1.28 mm rechts, 15.55 mm hoch
 Streuwert 40.55, horizontal: 46.93, vertikal: 32.94



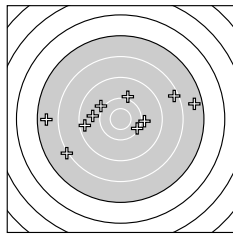
Serie 1:
 6.0 ↙ 8.8 ↗ 9.3 ← 8.6 ← 9.6 ←
 7.4 → 8.5 ↘ 10.3 → 10.0 ↖ 9.5 ↗
 beste Teiler 1698.1 (8.) 2516.1 (9.) 3700.6 (5.)
 Trefferlage 7.90 mm links, 15.46 mm hoch
 Streuwert 46.33, horizontal: 60.96, vertikal: 24.04



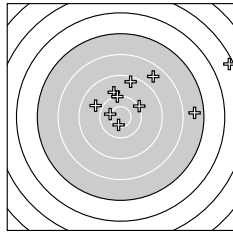
Serie 2:
 9.1 ↘ 7.4 ↖ 8.9 ↖ 9.0 ↖ 9.4 ↖
 9.1 ↙ 6.1 ↗ 9.5 → 9.2 ↖ 8.9 ←
 beste Teiler 3972.5 (18.) 4097.5 (15.) 4618.3 (19.)
 Trefferlage 14.46 mm links, 23.47 mm hoch
 Streuwert 43.71, horizontal: 38.43, vertikal: 48.41



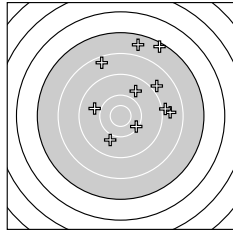
Serie 3:
 10.1 ↓ 9.4 ↖ 9.2 ↙ 9.1 → 8.3 ↖
 10.3 → 9.8 ↙ 8.3 ↖ 10.3 ← 10.0 ↘
 beste Teiler 1871.4 (29.) 1909.8 (26.) 2354.6 (21.)
 Trefferlage 8.57 mm links, 0.06 mm hoch
 Streuwert 31.68, horizontal: 32.55, vertikal: 30.79




Serie 4:
 9.3 ← 9.7 ← 7.5 ← 7.4 → 8.0 ↖
 10.1 ↘ 9.9 ↖ 8.3 → 9.9 ↑ 9.9 →
 beste Teiler 2279.4 (36.) 2819.6 (39.) 2836.2 (37.)
 Trefferlage 4.38 mm links, 2.92 mm hoch
 Streuwert 42.53, horizontal: 56.47, vertikal: 20.72



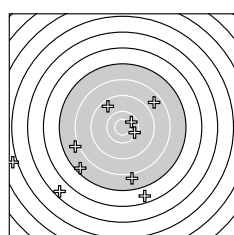
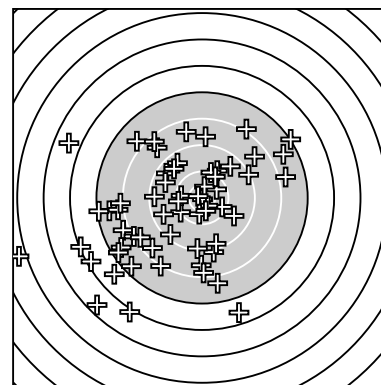
Serie 5:
 9.8 ↖ 10.1 ↑ 9.7 ↖ 10.0 ↗ 7.5 →
 8.6 ↗ 10.6 * 10.5 * 9.3 ↑ 5.3 →
 beste Teiler 970.6 (47.) 1302.8 (48.) 2485.2 (42.)
 Trefferlage 23.56 mm rechts, 23.47 mm hoch
 Streuwert 38.97, horizontal: 50.19, vertikal: 22.76



Serie 6:
 7.5 ↑ 9.8 ↖ 7.2 ↗ 8.7 → 9.8 ↙
 8.8 ↗ 9.7 ↗ 8.3 ↖ 10.1 ↘ 8.9 →
 beste Teiler 2262.3 (59.) 3138.5 (55.) 3243.2 (52.)
 Trefferlage 19.45 mm rechts, 27.89 mm hoch
 Streuwert 36.01, horizontal: 32.39, vertikal: 39.30



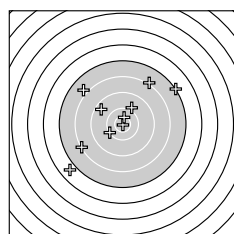
| | | | | | | |
|--------------|---|---------|----|----|----|-----------|
| Ergebnis: | 486 | (510.9) | | | | |
| Serien: | 72 | 84 | 84 | 84 | 79 | 83 |
| Zähler: | 13 | 14 | 13 | 12 | 4 | 3 0 1 0 0 |
| Innenzehner: | 5 | | | | | |
| weiteste: | 18191 (6), 14198 (7), 13632 (52) | | | | | |
| beste Teiler | 135.0 (12.) 409.5 (36.) 917.4 (35.) | | | | | |
| Trefferlage | 24.92 mm links, 11.14 mm tief | | | | | |
| Streuwert | 49.04, horizontal: 52.77, vertikal: 45.00 | | | | | |



Serie 1:

| | | | | |
|-------|--------|--------|-------|-------|
| 9.5 ↘ | 10.4 ↗ | 7.8 ↓ | 6.5 ↓ | 8.5 ↗ |
| 3.8 ← | 5.4 ↙ | 10.2 → | 7.3 ↖ | 7.8 ← |

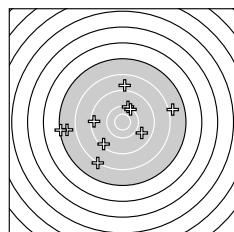
beste Teiler 1599.4 (2.) 2080.8 (8.) 4029.1 (1.)
 Trefferlage 30.53 mm links, 36.97 mm tief
 Streuwert 63.02, horizontal: 71.22, vertikal: 53.59



Serie 2:

| | | | | |
|-------|--------|-------|--------|--------|
| 6.7 ↖ | 10.9 * | 8.0 ↗ | 7.8 ↘ | 10.1 ↙ |
| 9.9 ↗ | 8.1 ← | 7.0 ↗ | 10.6 * | 9.4 ↘ |

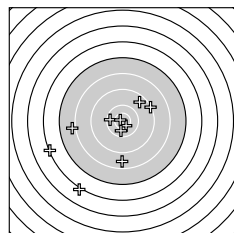
beste Teiler 135.0 (12.) 1093.8 (19.) 2430.4 (15.)
 Trefferlage 12.02 mm links, 11.04 mm hoch
 Streuwert 47.74, horizontal: 51.64, vertikal: 43.49



Serie 3:

| | | | | |
|-------|--------|--------|-------|-------|
| 7.8 → | 10.0 ↑ | 10.1 ↗ | 9.2 ↖ | 9.7 → |
| 8.7 ↑ | 8.0 ↙ | 7.5 ← | 9.3 ← | 7.1 ← |

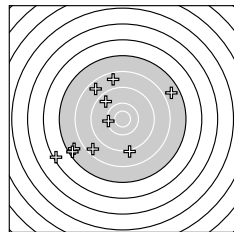
beste Teiler 2360.4 (23.) 2547.1 (22.) 3474.7 (25.)
 Trefferlage 16.60 mm links, 1.81 mm tief
 Streuwert 45.35, horizontal: 54.13, vertikal: 34.40



Serie 4:

| | | | | |
|--------|-------|--------|-------|--------|
| 10.2 ← | 9.1 ↗ | 9.5 ↗ | 5.9 ↖ | 10.6 * |
| 10.8 * | 7.8 ← | 10.4 ↓ | 8.5 ↓ | 6.1 ← |

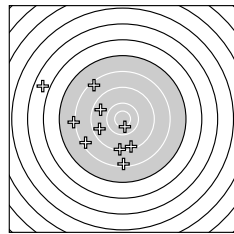
beste Teiler 409.5 (36.) 917.4 (35.) 1560.4 (38.)
 Trefferlage 21.34 mm links, 19.65 mm tief
 Streuwert 46.28, horizontal: 50.28, vertikal: 41.91



Serie 5:

| | | | | |
|--------|-------|-------|-------|-------|
| 10.1 ← | 7.5 ↙ | 8.5 ↘ | 6.2 ↖ | 9.0 ↓ |
| 9.5 ↘ | 7.3 ↙ | 7.6 ↗ | 8.5 ↑ | 8.4 ↖ |

beste Teiler 2268.1 (41.) 3824.6 (46.) 5244.7 (45.)
 Trefferlage 32.63 mm links, 8.18 mm tief
 Streuwert 50.21, horizontal: 51.67, vertikal: 48.71



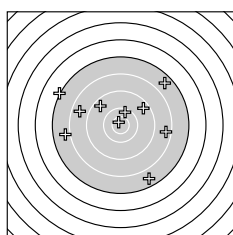
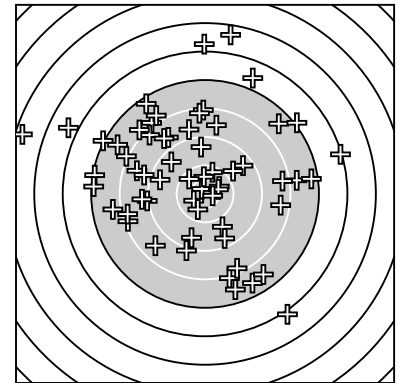
Serie 6:

| | | | | |
|--------|-------|-------|-------|-------|
| 10.5 * | 5.6 ↘ | 9.5 ↙ | 8.3 ↘ | 8.0 ← |
| 9.2 ↓ | 8.2 ↓ | 9.1 ↓ | 9.6 ↖ | 8.3 ↖ |

beste Teiler 1278.4 (51.) 3767.2 (59.) 3962.3 (53.)
 Trefferlage 36.41 mm links, 11.26 mm tief
 Streuwert 42.37, horizontal: 43.20, vertikal: 41.52

Meyton Elektronik

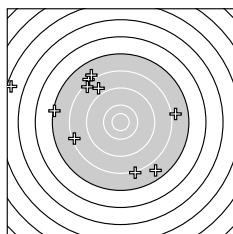
| | | | | | | | | | | |
|--------------|---|----|----|----|----|----|---------|---|---|---|
| Ergebnis: | 472 | | | | | | (498.8) | | | |
| Serien: | 82 | 71 | 82 | 79 | 73 | 85 | | | | |
| Zähler: | 9 | 10 | 18 | 16 | 2 | 4 | 1 | 0 | 0 | 0 |
| Innenzehner: | 7 | | | | | | | | | |
| weiteste: | 16874 (12), 14148 (59), 13331 (48) | | | | | | | | | |
| beste Teiler | 519.2 (7.) 688.1 (52.) 1161.9 (47.) | | | | | | | | | |
| Trefferlage | 10.79 mm links, 15.84 mm hoch | | | | | | | | | |
| Streuwert | 53.23, horizontal: 55.91, vertikal: 50.42 | | | | | | | | | |



Serie 1:

| | | | | |
|-------|--------|-------|-------|-------|
| 7.8 ← | 10.2 ↑ | 7.5 ↗ | 9.4 ↗ | 7.5 ↓ |
| 8.4 → | 10.8 * | 9.4 ↘ | 8.5 ↖ | 7.0 ↖ |

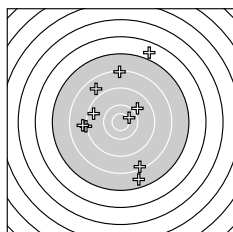
beste Teiler 519.2 (7.) 2015.6 (2.) 4081.4 (8.)
 Trefferlage 5.02 mm links, 10.31 mm hoch
 Streuwert 49.33, horizontal: 58.00, vertikal: 38.76



Serie 2:

| | | | | |
|-------|-------|-------|-------|-------|
| 7.6 ↓ | 4.3 ↖ | 8.2 ← | 7.8 → | 8.7 ↘ |
| 7.9 ↘ | 7.8 ↘ | 8.2 ↘ | 8.0 ↓ | 7.1 ← |

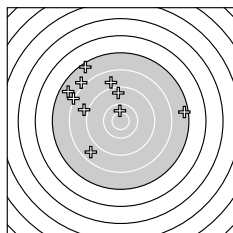
beste Teiler 5916.5 (15.) 7107.9 (18.) 7186.9 (13.)
 Trefferlage 34.29 mm links, 14.45 mm hoch
 Streuwert 62.75, horizontal: 70.71, vertikal: 53.61



Serie 3:

| | | | | |
|-------|-------|-------|-------|--------|
| 8.6 ↘ | 9.4 ↖ | 9.0 ← | 6.7 ↑ | 7.5 ↓ |
| 8.8 ← | 8.2 ↓ | 9.8 ↗ | 8.1 ↑ | 10.4 * |

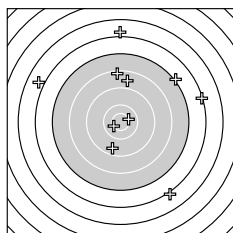
beste Teiler 1401.2 (30.) 3176.1 (28.) 4145.4 (22.)
 Trefferlage 4.96 mm links, 10.28 mm hoch
 Streuwert 47.93, horizontal: 36.95, vertikal: 56.83



Serie 4:

| | | | | |
|-------|--------|-------|-------|-------|
| 8.5 ↗ | 10.4 * | 7.8 ↘ | 8.7 ↑ | 8.0 ↖ |
| 7.3 ↘ | 7.5 ↖ | 8.8 ↖ | 7.3 → | 9.4 ↑ |

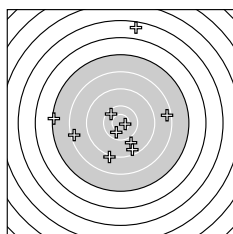
beste Teiler 1508.7 (32.) 4131.8 (40.) 5607.2 (38.)
 Trefferlage 27.78 mm links, 30.86 mm hoch
 Streuwert 42.91, horizontal: 50.18, vertikal: 34.12



Serie 5:

| | | | | |
|-------|--------|--------|-------|-------|
| 8.6 ↑ | 5.8 ↑ | 10.5 * | 9.5 ↓ | 6.1 → |
| 5.9 ↓ | 10.5 * | 5.7 ↖ | 7.0 ↗ | 8.2 ↑ |

beste Teiler 1161.9 (47.) 1234.2 (43.) 4028.4 (44.)
 Trefferlage 14.60 mm rechts, 27.19 mm hoch
 Streuwert 66.01, horizontal: 65.54, vertikal: 66.48



Serie 6:

| | | | | |
|-------|--------|--------|-------|-------|
| 9.8 ↓ | 10.7 * | 7.1 ← | 8.3 → | 9.0 ↓ |
| 9.4 ↓ | 10.4 * | 10.3 ↘ | 5.4 ↑ | 8.3 ← |

beste Teiler 688.1 (52.) 1505.0 (57.) 1917.9 (58.)
 Trefferlage 7.28 mm links, 1.98 mm hoch
 Streuwert 50.01, horizontal: 46.98, vertikal: 52.87

Meyton Elektronik

50m Pist. 60 – Wertung – **Herren IV**

StandNr: 12

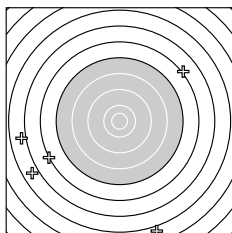
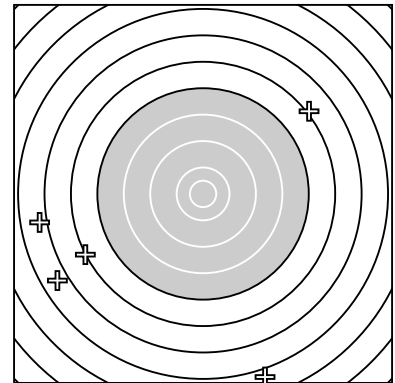
Runde, Franz #213

StartNr: 261

8. März 2020 12:52

5200 PolSV Dortmund

Ergebnis: **23** (25.2)
Serien: 23
Zähler: 0 0 0 0 2 0 2 1 0 0
Innenzehner: 0
weiteste: 18287 (5), 16032 (1), 15696 (4)
beste Teiler 12530.5 (3.) 12715.2 (2.) 15696.4 (4.)
Trefferlage 48.97 mm links, 52.28 mm tief
Streuwert 106.06, horizontal: 119.16, vertikal: 91.10



Serie 1:
4.6 ↙ 6.0 ↗ 6.1 ↙ 4.8 ↙ 3.7 ↓
beste Teiler 12530.5 (3.) 12715.2 (2.) 15696.4 (4.)
Trefferlage 48.97 mm links, 52.28 mm tief
Streuwert 106.06, horizontal: 119.16, vertikal: 91.10

Unterschrift des Schützen

Meyton Elektronik